AgMR

SILVER MOUNTAIN RESOURCES

CORPORATE PRESENTATION / OCTOBER 2026

TSX: AGMR | OTCQB: AGMRF | BVL: AGMR

DISCLAIMER

IMPORTANT – YOU MUST READ THE FOLLOWING BEFORE CONTINUING
The information contained in this document has been prepared by Silver Mountain Resources Inc. (the "Company" or "AGMR") and contains confidential information pertaining to the business, operations and assets of the Company. The information contained in this document (a) is provided as at the date hereof and is subject to change without notice, (b) does not purport to contain all the information that may be necessary or desirable to fully and accurately evaluate an investment in the Company, and (c) is not to be considered as a recommendation by the Company that any person make an investment in the Company. An investment in the securities described herein is speculative and involves a number of risks that should be considered by a prospective investor. This document is confidential and is being provided to you solely for your information and may not be reproduced, in whole or in part, in any form or forwarded or further distributed to any other person. Any forwarding, distribution or reproduction of this document in whole or in part is unauthorized. This presentation is not, and under no circumstances is to be construed as, a prospectus, or advertisement or a public offering of securities of the Company. Prospective investors should not assume that this document is complete and should conduct their own analysis and investigation of the Company and consult with their own financial, legal, tax and other business advisors, having regard to their own particular circumstances, before investing in the Company. By accepting and reviewing this document, you acknowledge and agree to not utilize any of the information contained herein except to assist with your evaluation of the Company. This document may have been sent to you in an electronic form. You are reminded that documents transmitted via this medium may be altered or changed during the process of electronic transmission. You are responsible for protecting against viruses and other destructive items. Your receipt of this electronic transmission is at your own risk and it is your responsibility to take precautions to ensure that it is free from viruses and other items of a destructive nature. As a consequence of the above, neither the Company nor any director, officer, employee or agent of any of them or any affiliate of any such person accepts any liability or responsibility whatsoever in respect of any difference between the document distributed to you in electronic format and the hard copy version that may be made available to you. The information presented herein was prepared or obtained by the Company. Nothing contained herein is, or should be relied on as, a promise or representation as to the future performance of the Company.

In making an investment decision, investors must rely on their own examination of the Company and the terms of any investment, including the merits and risks involved. The securities of the Company have not been approved or disapproved by any securities commission, exchange or similar regulatory authority in Canada or elsewhere, nor have any of the foregoing authorities reviewed or in any way passed upon the merits, accuracy or adequacy of this presentation. Any representation to the contrary is an offence.

In this presentation, all amounts are in Canadian dollars, unless otherwise indicated. Unless otherwise indicated or the context otherwise requires, all references in this presentation to "AGMR", the "Company," "we," "our," "ours," "us" or similar terms refer to Silver Mountain Resources Inc., together with its subsidiaries.

SCIENTIFIC AND TECHNICAL INFORMATION: Unless otherwise noted, this presentation has been prepared based on information available as of January 30, 2026, and in accordance with the requirements of the securities laws in effect in Canada, which differ from the requirements of U.S. securities laws. Unless otherwise indicated, all expected exploration results and resource and reserve estimates included in this presentation have been prepared in accordance with National Instrument 43-101 Standards of Disclosure for Mineral Projects ("NI 43-101"). The definitions used in NI 43-101 are incorporated by reference from the Canadian Institute of Mining, Metallurgy, and Petroleum ("CIM") - Definition Standards adopted by CIM Council on May 10, 2014 (the "CIM Definition Standards").
QUALIFIED PERSONS:
This scientific and technical content of this presentation has been reviewed and approved by Antonio Cruz, M.Sc, P.Geo, a "Qualified Person" within the meaning of NI 43-101. All scientific technical information related to the Reliquias Mine Project is supported by the technical report entitled Amended and Restated NI 43-101 Technical Report: Preliminary Economic Assessment, Reliquias Mine" dated October 28, 2024 and effective May 15, 2024 (the "Reliquias Technical Report" or "PEA") which is available under the Company's profile on SEDAR+ at www.sedarplus.ca and on the Company's website at www.agmr.ca. For readers to fully understand the information in the Reliquias Technical Report, reference should be made to the full text of the Reliquias Technical Report in its entirety, including all assumptions, parameters, qualifications, limitations and methods therein. The Reliquias Technical Report is intended to be read as a whole, and sections should not be read or relied upon out of context. Readers are cautioned that the PEA, being a preliminary economic assessment (within the meaning of NI 43-101) is preliminary in nature and includes inferred mineral resources that are considered too speculative geologically to have economic considerations applied to them and that would enable them to be categorized as mineral reserves. There is no certainty that the PEA will be realized.

HISTORICAL RESOURCE ESTIMATES: This presentation includes a historical resource estimate in respect of the Company's Caudalosa Mine as set out in the Company's technical report entitled "National Instrument 43-101 Technical Report - Castorvirreyna Project, Peru" dated October 6, 2021 and amended November 18, 2021 with an effective date of August 17, 2021 (the "Caudalosa Technical Report") The Caudalosa Report was prepared by Antonio Cruz, M.Sc, P.Geo, a "Qualified Person" in compliance with NI 43-101 at the time it was published. The historical resource estimates contained in the Caudalosa Technical Report are qualified entirely by the assumptions, qualifications and parameter outlined in the full text of the Caudalosa Technical Report, a copy of which is available under the Company's profile on SEDAR+ at www.sedarplus.ca; Additional information important to the reader includes the following: (i) historical resource estimates have been classified in accordance with the CIM Definition Standards; (ii) historical resource estimates are not Mineral Reserves or Mineral Resources and do not have demonstrated economic viability. All figures are rounded to reflect the relative accuracy of the estimates; (iii) Information is as of July, 2019 Source: Sociedad Minera Reliquias SA, the information is based on RM-Master Pro Quality, C. Rodriguez, Abr19; RM-Master Pro Quality, C. Rodriguez, Jul19; (iv) the author of the Caudalosa Technical Report considers that the historical resource estimates are relevant for the proper understanding of the Caudalosa Mine and additional exploration, including drilling, could be needed to verify the historical estimate as current Mineral Resources; (v) a Qualified Person has not completed sufficient work to classify this historical estimate as current Mineral Resources or Mineral Reserves; and (vi) the Company is not treating the historical estimate as current Mineral Resources or Mineral Reserves.

CAUTIONARY NOTE REGARDING FORWARD-LOOKING INFORMATION AND FORWARD-LOOKING STATEMENTS: Certain statements in this presentation constitute forward-looking statements and forward looking information within the meaning of applicable Canadian and United States securities legislation (collectively herein referred to as "forward-looking statements"), which can often be identified by words such as "will", "may", "estimate", "expect", "plan", "project", "intend", "anticipate" and other words indicating that the statements are forward-looking. Such forward-looking statements are expectations only and are subject to known and unknown risks, uncertainties and other important factors that could cause the actual results, performance or achievements of the Company or industry results to differ materially from any future results, performance or achievements implied by such forward-looking statements. Such risks and uncertainties include, among others, regulatory risks, risks in estimating mineral resources, changes in laws, resolutions and guidelines, market risks, concentration risks, operating history, competition, the risks associated with international and foreign operations (including civil unrest) and the other risks identified under the heading "Risk Factors" in the Company's annual information form dated July 17, 2025 and additional public disclosure documents available on the Company's profile on SEDAR+ at www.sedarplus.ca.

These factors should be considered carefully and readers are cautioned not to place undue reliance on such forward-looking statements. Forward-looking statements are necessarily based upon a number of estimates and assumptions that, while considered reasonable by management of the Company at this time, are inherently subject to significant business, economic and competitive risks, uncertainties and contingencies that could cause actual results to differ materially from those expressed or implied in such statements.

These risks, uncertainties and assumptions could adversely affect the outcome and financial effects of the plans and events described herein. In addition, even if the outcome and financial effects of the plans and events described herein are consistent with the forward-looking statements contained in this presentation, those results or developments may not be indicative of results or developments in subsequent periods. Although the Company has attempted to identify important risks and factors that could cause actual actions, events or results to differ materially from those described in forward-looking statements, there may be other factors and risks that cause actions, events or results not to be as anticipated, estimated or intended. Forward-looking information contained in this presentation is based on the Company's current estimates, expectations and projections, which are based on the information available as of the date of this document. Prospective investors should not place undue reliance on any forward-looking statement contained in this presentation. Forward-looking statements contained in this document are made as of the date of this presentation and, except as required by applicable law, the Company assumes no obligation to update or revise them to reflect new events or circumstances. Historical statements contained in this document regarding past trends or activities should not be taken as a representation that such trends or activities will continue in the future. In this regard, certain financial information contained herein has been extracted from, or based upon, information available in the public domain and/or provided by the Company. No statement in this document is intended to be nor may be construed as a profit forecast.

An investment in the Company is speculative and involves substantial risk and is only suitable for investors that understand the potential consequences and are able to bear the risk of losing their entire investment. Investors should consider the above noted risks, in addition to many others, and consult with their own legal, tax and financial advisors with respect to all such risks before making an investment.

NON-IFRS MEASURES: This presentation contains certain non-IFRS measures, including all-in sustaining cash cost ("AISC"). AISC includes operating costs, royalties, sustaining capital, closure costs, and corporate G&A and is calculated based on guidance provided by the World Gold Council ("WGC"). WGC is not a regulatory industry organization and does not have the authority to develop accounting standards for disclosure requirements. The Company believes that these measures, together with measures determined in accordance with International Financial Reporting Standards ("IFRS"), provide investors with an improved ability to evaluate the underlying performance of the Company and the results of the Technical Report. Non-IFRS measures do not have any standardized meaning prescribed under IFRS, and therefore they may not be comparable to similar measures employed by other companies. The data is intended to provide additional information and should not be considered in isolation or as a substitute for measures of performance prepared in accordance with IFRS.

THIRD PARTY INFORMATION: This presentation includes market and industry data which was obtained from various publicly available sources and other sources believed by the Company to be true. Although the Company believes it to be reliable, the Company has not independently verified any of the data from third-party sources referred to in this presentation or analyzed or verified the underlying reports relied upon or referred to by such sources, or ascertained the underlying assumptions relied upon by such sources. The Company does not make any representation as to the accuracy of such information.

TAXATION: Prospective investors should be aware that the purchase of securities of the Company or any entity related thereto may have tax consequences. The Company assumes no responsibility for the tax consequences of any investment. Each prospective investor is strongly encouraged to consult its own tax advisor concerning any purchase of securities of the Company or any entity related thereto.

CAUTIONARY NOTE TO UNITED STATES INVESTORS: This presentation does not constitute an offer to sell or the solicitation of an offer to buy, nor shall there be any sale of the securities of the Company in any jurisdiction in which such offer, solicitation or sale would be unlawful. Scientific and technical information regarding mineral properties, mineralization and mineral resource and reserve estimates have been prepared in accordance with Canadian reporting requirements governed by NI 43-101 and CIM Definition Standards. NI 43-101 is a rule developed by the Canadian Securities Administrators that establishes standards for al public disclosure an issuer makes of scientific and technical information concerning mineral projects. Canadian standards, including NI 401-101, differ significantly from the disclosure requirements of the SEC under subpart 1300 of Regulation S-K (the "**SEC Modernization Rules**"). The Company is not required to provide disclosure on its mineral properties under the SEC Modernization Rules and provides disclosure under NI 43-101 and the CIM Definition Standards. Accordingly, information contained in this presentation, may differ significantly from the information that would be disclosed had the Company prepared the mineral reserve and mineral resource estimates under de standards adopted under the SEC Modernization Rules.

Silver Mining In Central Peru

*The **Castrovirreyna Project** is strategically located in the Huancavelica Region of Central Peru.*

- 3 major mineral concession blocks hosting Ag-rich, polymetallic veins and Au-rich breccias.
- **AgMR has commenced production at the Reliquias underground mine and aggressively explore this highly prospective silver camp.**
- AgMR owns a 2,600[1] tpd processing plant and an operating tailings dam with sufficient capacity for 2+ years at maximum throughput.

1. Refer to the Company's MD&A for the three and six months ended June 30, 2026 and 2025 for further details, the full text of which is available on SEDAR+ at www.sedarplus.ca

Investment Overview

High-Value Polymetalic Resource[1]

Category	Tonnes (kt)	Updated NSR US$[4]
Measured	228	449
Indicated	1,083	380
Inferred	1,758	369
Total	3,069	379

Key Asset Advantage[2]

Owns significant existing infrastructure at the site, including a **2,600 tonnes** per day processing plant, operational tailings dam, and extensive underground workings.

Imminent Production

Silver Mountain Resources expects to ramp up annual production to **2.5 Moz AgEq** within 12 months.

Caudalosa Historical Resource Optionality[3]

Category	Tonnes (kt)	Updated NSR US$[4]
Inferred	1,549	1,052

Growth Potential

Holds defined silver-rich polymetallic resources with significant identified exploration upside within the large, underexplored Castrovirreyna land package.

1. Refer to the full text of the Reliquias Technical Report for the assumptions, qualifications and limitations relating to the Reliquias Project. Mineral reserves include probable reserves. Mineral resources include in the Measured category, 228 k tonnes; in Indicated, 1,083 k tonnes; in Inferred 1,758 k tonnes. M&I resources are exclusive of mineral reserves.
2. Refer to the Company's MD&A for the three and six months ended June 30, 2026 and 2025 for further details, the full text of which is available on SEDAR+ at www.sedarplus.ca
3. Refer to the full text of the Caudalosa Technical Report for the assumptions, qualifications and limitations relating to the Caudalosa Project and historical resource estimates. Historical resource estimates are historical in nature and do not reflect current mineral resources of mineral reserves (within the meaning of NI 43-101
4. Updated NSR/t estimates for both Reliquias and Caudalosa deposits assume consensus market prices as of September 3: Ag 73 US$/Oz; Au 4,560 US$/Oz; Pb 1,984 US$/t; Zn 3,197 US$/t; Cu 13,195 US$/t. Silver. No deviations to tonnage, grade or cut-off grade assumptions were used in calculating the updated NSR/t estimates.

Reliquias Project[1]- Overview

Priority Targets

Reliquias Mine: A polymetallic project with silver mineralization. Positioned strategically in a resource-rich area. *Stage: Production Initiated*

Caudalosa Mine: Previously operated mine with historic resources. *Stage: Advanced*

Colquicuntur Target: A large hydrothermal breccia pipe showing potential silver/gold mineralization. *Stage: Exploration*

Infrastructure

- Paved road access from Lima, major ports and commercial airport (AYP).
- Mining camp with dormitories, offices and ancillary facilities.
- Over 30 km of known veins and 20 km of fully rehabilitated underground tunnels.
- Connected to the national power grid ($0.057 / KWH).
- Existing 2,600tpd[2] concentrator plant capacity (permits up to 2,000tpd).
- Tailings dam capacity of approximately 770,000 m^3 (expected to support up to 4 years of production).

Permits

- Surface use agreement with the Castrovirreyna and Salcca Santa Ana communities for 20 years.
- Key environmental permits in place.

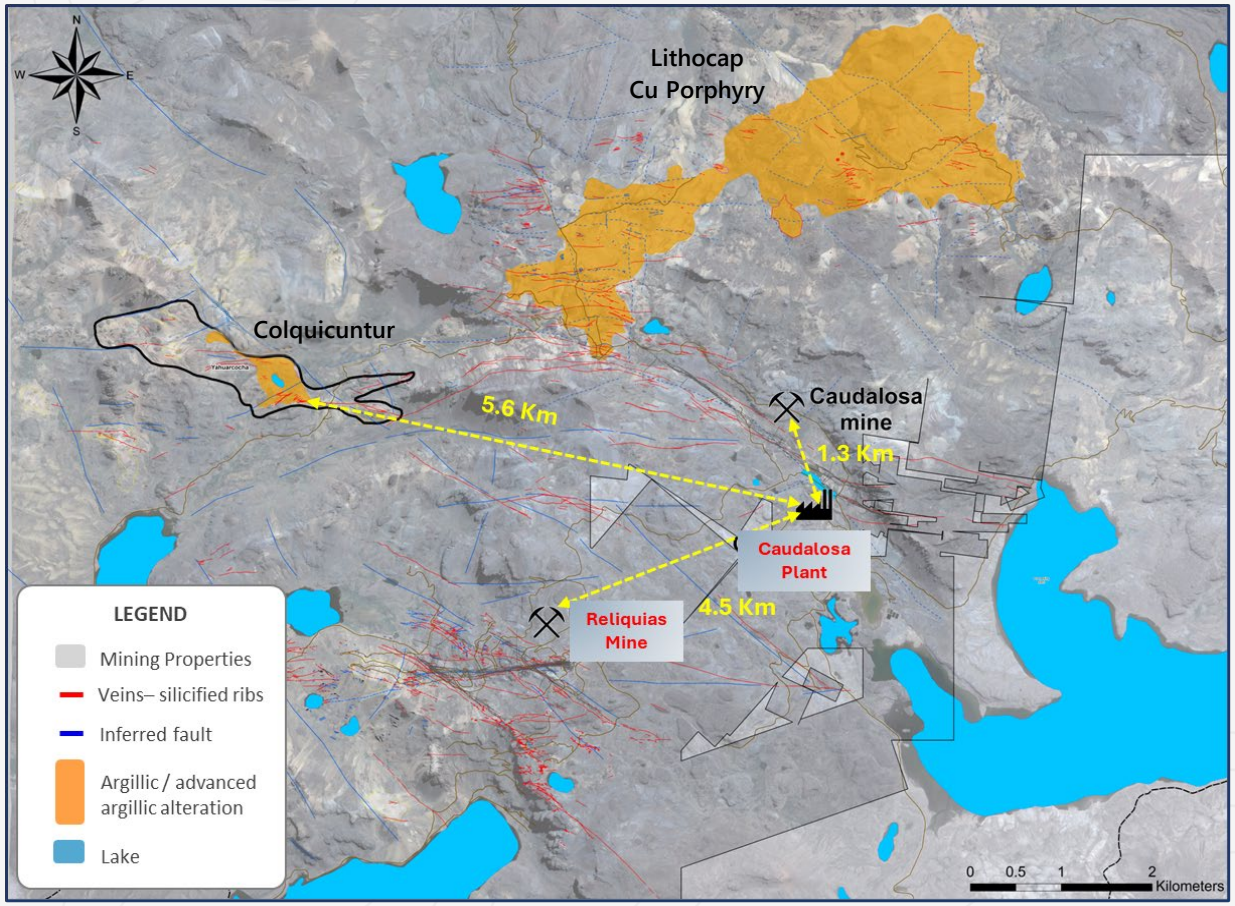

1. Refer to the full text of the Reliquias Technical Report for the assumptions, qualifications and limitations relating to the Reliquias Project.
2. Refer to the Company's MD&A for the three and six months ended June 30, 2026 and 2025 for further details, the full text of which is available on SEDAR+ at www.sedarplus.ca

Our History

MINING HERITAGE
1592 – 2017

More than 400 years of mining history in Castrovirreyna.

TRANSFORMATION
2018 – 2025

Asset acquisition, resource definition, infrastructure rehabilitation and mine restart preparation.

GROWTH
2026+

Production restart, resource expansion and long-term value creation.

1592
Historic Roots

Castrovirreyna becomes one of Peru's most important historic silver mining districts.

1942
CMC Founded

Compañía Minera Castrovirreyna (CMC) begins developing the Reliquias and Caudalosa mines.

1980
Processing Plant Commissioned

José Picasso Processing Plant starts operations with an initial capacity of 500 tpd.

2004 – 2015
Permit Expansion

Obtained permit to increase plant processing capacity up to 2,000 tpd, supporting future growth and expansion.

2018
Asset Acquisition

Sociedad Minera Reliquias acquires the assets and infrastructure, setting the foundation for a new future.

2021 – 2022
Corporate Formation

- Silver Mountain established
- AGMR Peru acquisition
- Lira de Plata acquisition

2025
Mine Rehabilitation

- Underground development
- Plant rehabilitation
- Commissioning preparation

2026+
Silver Mountain Commences Production

Reliquias produced it's first concentrate in mid-September 2026.

More than 400 years of mining heritage powering the future of Silver Mountain Resources.

Reliquias[1] - Infrastructure

*Underground Mine **well-equipped and with key permits in place**, strategically supported for success.*

These components are intended to ensure safety, efficiency, and productivity.

GENERAL INFRASTRUCTURE

Comprehensive infrastructure includes:

- ✓ A reliable power supply line
- ✓ Efficient water supply system
- ✓ Fuel storage
- ✓ Essential support facilities such as camps, warehouses, and maintenance shops

Offices and Camp

Waste Landfill

Warehouses

MINE INFRASTRUCTURE

Reliquias Underground Mine features advanced systems including:

- ✓ Ventilation
- ✓ Water pumping
- ✓ Secure explosives storage
- ✓ Modern mining equipment

Mine Opening

Compressor

Electrical Substation

INFRASTRUCTURE CONCENTRATOR & TAILINGS

Concentrator Plant Infrastructure

- ✓ Flotation plant commissioning ~100% complete.
- ✓ Polymetallic ore will be processed through crushing, grinding circuit, flotation, thickening and filtration.
- ✓ Expected to yield a bulk concentrate and a zinc concentrate.

Tailings Infrastructure

- ✓ Existing TSF has a permitted capacity of up to 770,000 m^3, and expected to support up to four years of production.

Tailings Facility

Concentrator Plant

1. Refer to the full text of the Reliquias Technical Report for the assumptions, qualifications and limitations relating to the Reliquias Project

Existing Resources[1] with Growth Potential

The **Reliquias Project** offers potential for significant resource expansion through future drilling, possibility of extending known vein systems along strike and at depth.

Numerous outcropping veins within the large 60,000-hectare land package remain largely unexplored. The **Caudalosa Mine** is considered part of a highly under explored vein system.

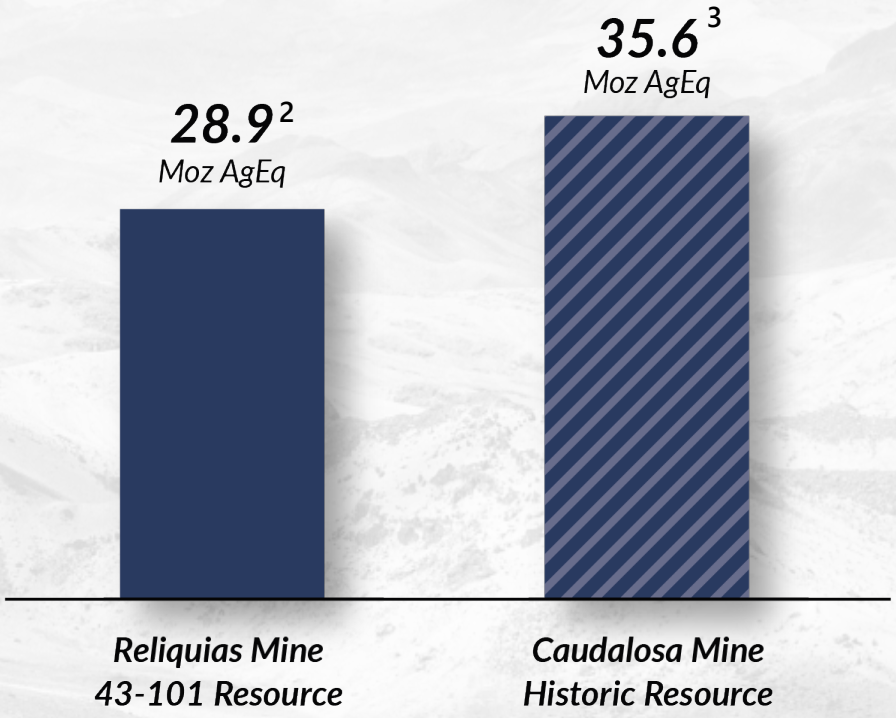

1. Refer to the full text of the Reliquias Technical Report and the Caudalosa Technical Report for the assumptions, qualifications and limitations relating to the Reliquias Project and the Caudalosa Project, respectively.
2. Mineral reserves include probable reserves. Mineral resources include in the Measured category, 228k tonnes; in Indicated, 1,083k tonnes; In Inferred 1,758k tonnes. M&I resources are exclusive of mineral reserves.
3. Historical resource estimates are historical in nature and do not reflect current mineral resources of mineral reserves (within the meaning of NI 43-101).

Staged Approach For Organic Growth[1]

Production at Reliquias Mine expected to fund startup of Caudolasa Mine and exploration of Colquicuntur targets

Imminent Production

Reliquias Mine

Q3'26 production start at the Reliquias Mine supported by good infrastructure and low capex.

Production Upside

Caudalosa Mine

Hosts a historical resource equivalent to a 35.6[2] Moz of contained silver ounces. Proximity to concentrator plant.

Advanced Exploration

Colquicuntur Target

Large porphyry Cu target with strong geological and geochemical indicators. Hosts notable epithermal veins rich in Ag, Au, Cu, Pb and Zn. Located within AgMR's Reliquias block, it offers strong potential for large-scale discovery.

Exploration Projects

Dorita, El Milagro, Poetas & Carmelas, Porphyry and high sulfidation project

Early-stage exploration projects (Porphyry, High Sulfidation, and Mid-Sulfidation) located near the concentrator plant.

1. Refer to the full text of the Reliquias Technical Report, the Caudalosa Technical Report, the El Milagro Technical Report for the assumptions, qualifications and limitations relating to the Reliquias Project and the Caudalosa Project, respectively.
2. Historical resource estimates are historical in nature and do not reflect current mineral resources of mineral reserves (within the meaning of NI 43-101).

First Production Achieved in Q3 2026[1]

2026

Tailings Storage Facility Upgrade Completed

The upgrade and recommissioning of the tailing storage facility have been successfully completed, supporting safe and sustainable resource management.

Mining Operations Commenced at Reliquias

Mining activities are currently underway, in line with 2026 operational timeline.

Plant Rehabilitation and Commissioning Completed

Rehabilitation and commissioning of the plant have been successfully completed.

Production Initiated at Reliquias in Q3 2026

Concentrate production commenced in Q3 2026.

1. All timelines are estimates and subject to change. See Forward-Looking Information on Page 2 of this presentation.

Track Record Of Delivering On Timelines[1]



1. All timelines are estimates and subject to change. See Forward-Looking Information on Page 2 of this presentation.
Refer to the full text of the Reliquias Technical Report for the assumptions, qualifications and limitations relating to the Reliquias Project

Silver-Dominated Polymetallic Orebodies

MINERAL VALUE DISTRIBUTION[1]

RELIQUIAS[2]

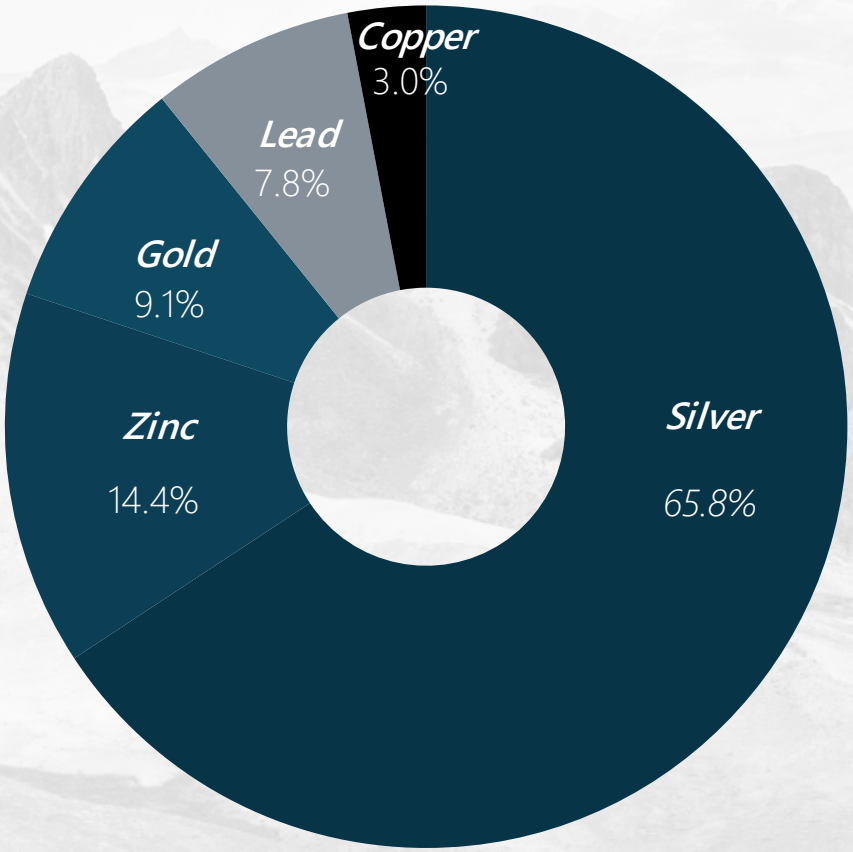

CAUDALOSA[3]

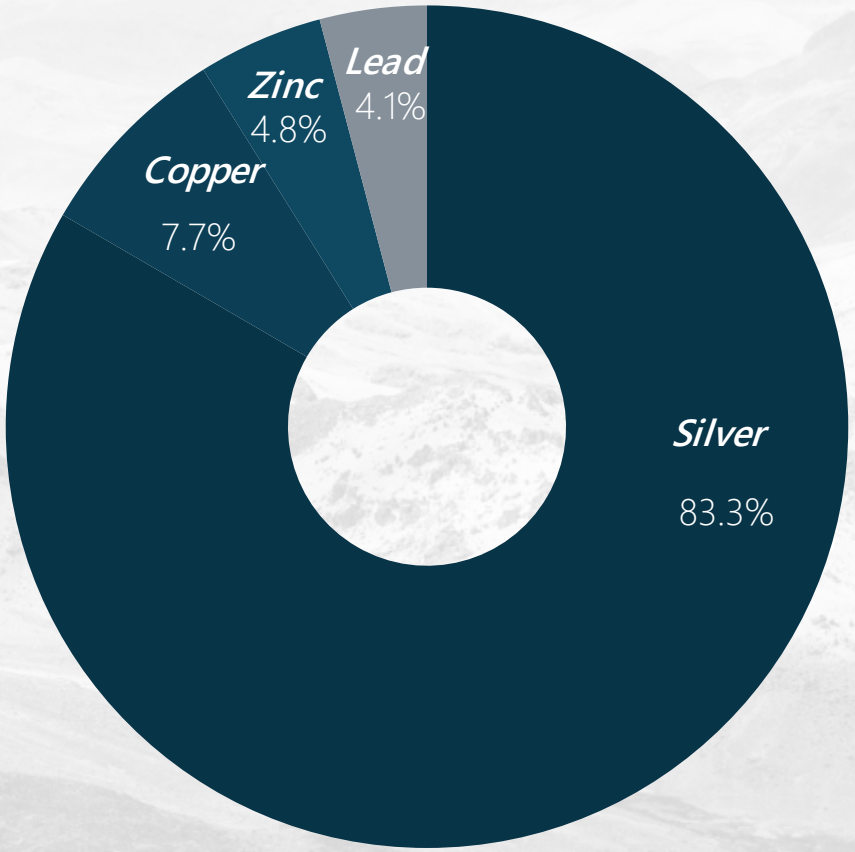

1. Silver equivalent values and value distribution calculated using consensus market prices as of September 3: Ag 73 US$/Oz; Au 4,560 US$/Oz; Pb 1,984 US$/t; Zn 3,197 US$/t; Cu 13,195 US$/t. Silver equivalent values are presented for comparative purposes only and do not represent actual economic value.
2. Refer to the full text of the Reliquias Technical Report for the assumptions, qualifications and limitations relating to the Reliquias Project. Mineral resources include in the Measured category, 228 k tonnes; in Indicated, 1,083 k tonnes; in Inferred 1,758 k tonnes. M&I resources are exclusive of mineral reserves. Recoveries considered Ag 91%, Au 79%, Pb 93%, Zn 85%, cu 91%.
3. Refer to the full text of the Caudalosa Technical Report for the assumptions, qualifications and limitations relating to the Caudalosa Project. Historical resource estimates are historical in nature and do not reflect current mineral resources of mineral reserves (within the meaning of NI 43-101).

Silver & Polymetallic Production Profile - LOM[1]

RELIQUIAS MINE

	YR 1[2]	YR 2	YR 3	YR 4	YR 5	YR 6	YR 7	YR 8
Ag SILVER (koz Ag)	1,025	1,187	1,326	1,145	978	1,212	1,015	488
Au GOLD (oz Au)	2,044	3,115	3,321	2,800	2,918	3,342	2,469	1,072
Pb LEAD (t Pb)	3,448	4,389	4,822	5,581	5,993	4,182	4,479	2,576
Zn ZINC (t Zn)	4,331	6,207	6,849	7,461	8,189	5,988	6,423	3,335
Cu COPPER (t Cu)	640	621	740	974	961	553	759	479

1. Refer to the full text of the Reliquias Technical Report for the assumptions, qualifications and limitations relating to the Reliquias Project
2. The 1st year of production comprises 15 months, including the ramp-up period.

Mine Plan & Treatment

Plan View by Zones

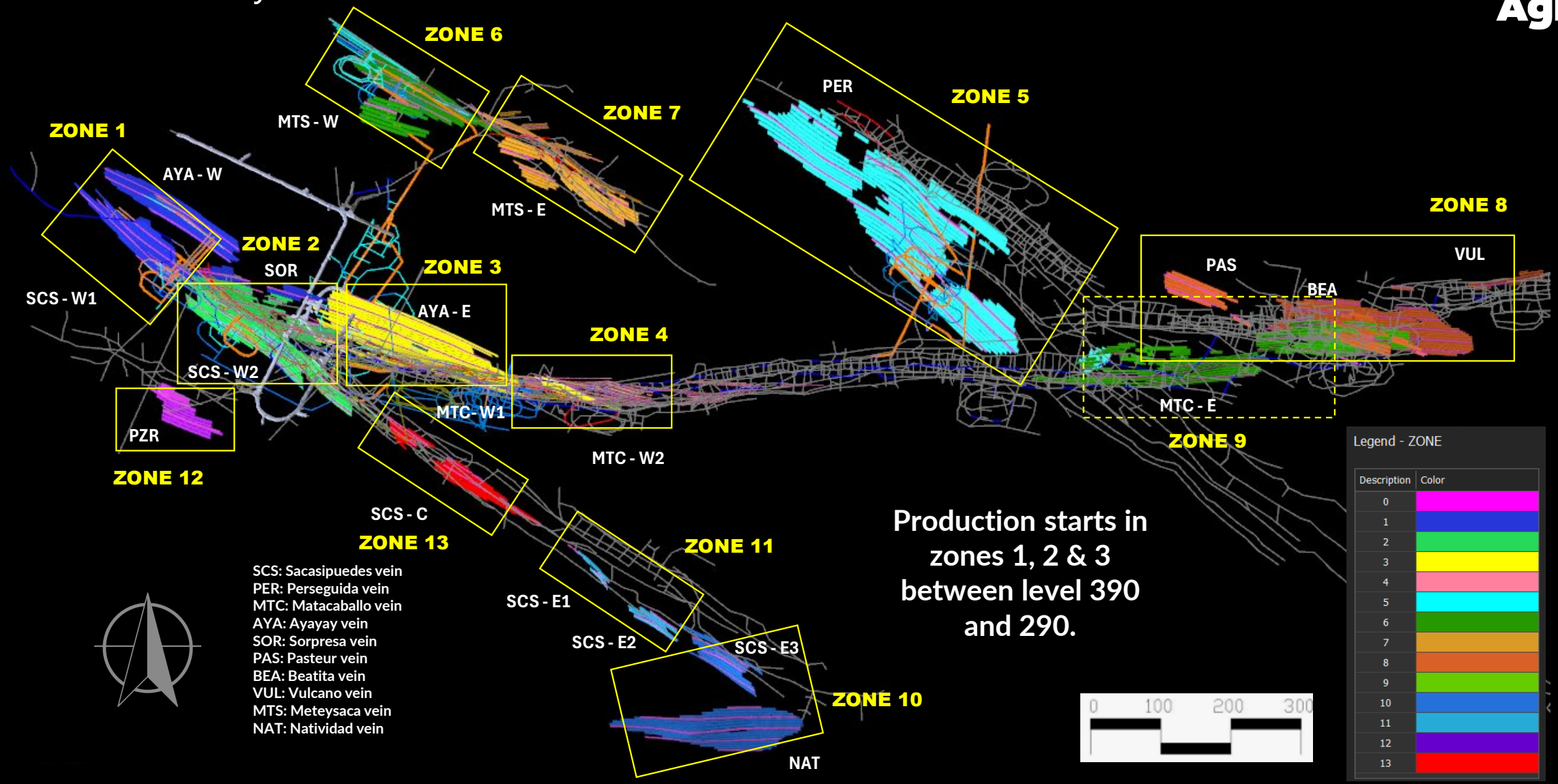

SCS: Sacasipuedes vein
PER: Perseguida vein
MTC: Matacaballo vein
AYA: Ayayay vein
SOR: Sorpresa vein
PAS: Pasteur vein
BEA: Beatita vein
VUL: Vulcano vein
MTS: Meteysaca vein
NAT: Natividad vein

Production starts in zones 1, 2 & 3 between level 390 and 290.

Significant Exploration Upside[1]

Reliquias Underground

- Potential mineral resources distributed over 10 veins.
- Excellent mineral upside and life-of-mine potential.

Caudalosa - Poetas Corridor

- About 3.5 strike-length mineralized corridor with at least six veins with silver-rich historic mineral resources.
- High-grades extends to Poetas mineralized target and towards the bonanza and Colquicuntur targets.

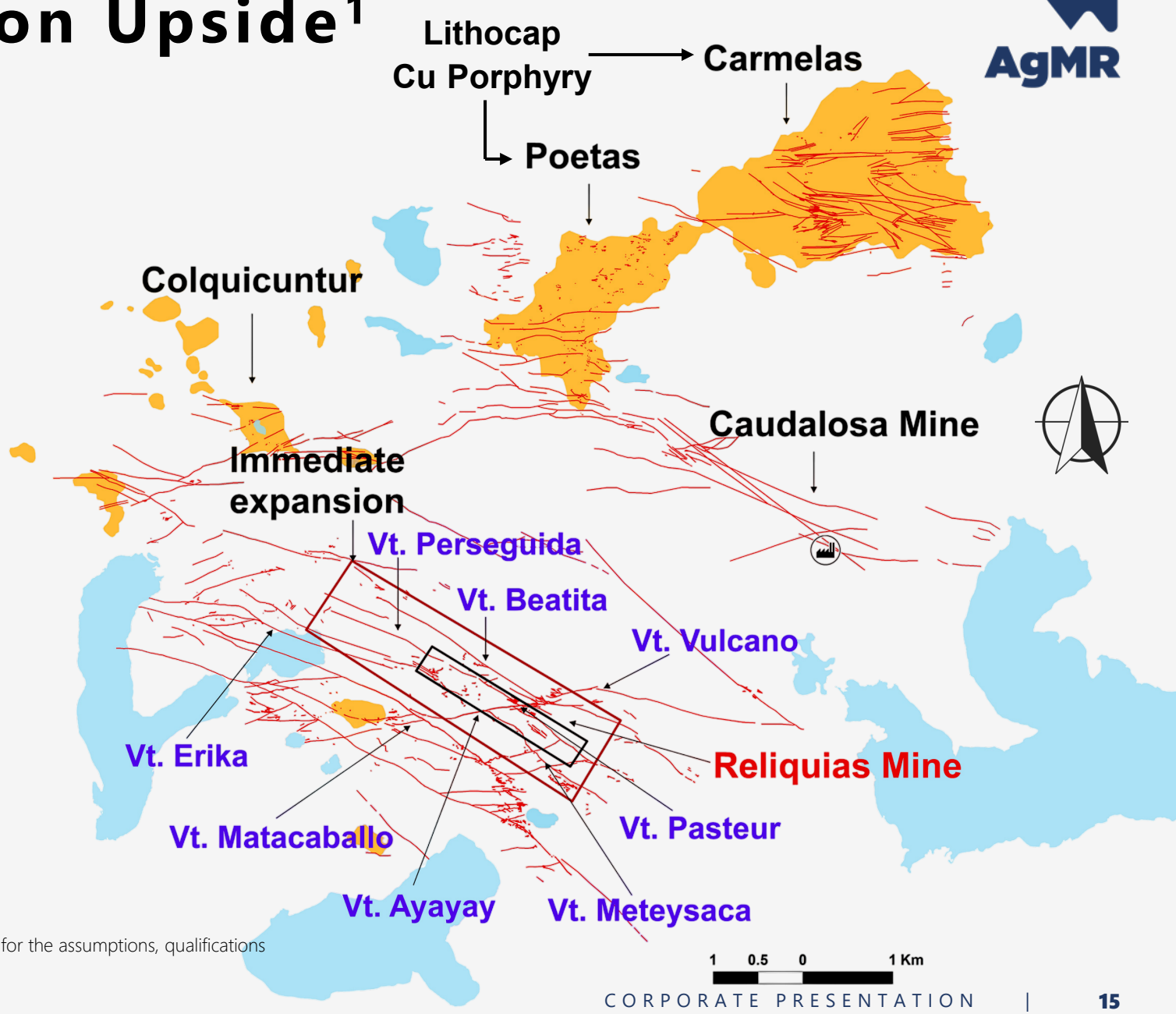

Legend

- *Veins – silicified ribs*
- *Argillic /adv. argillic alteration*
- *Lake*
- *Concentrator plant*

1. Refer to the full text of the Reliquias Technical Report and the Caudalosa Technical Report for the assumptions, qualifications and limitations relating to the Reliquias Project and the Caudalosa Project, respectively.

Regional Comparison of Silver Mining Districts

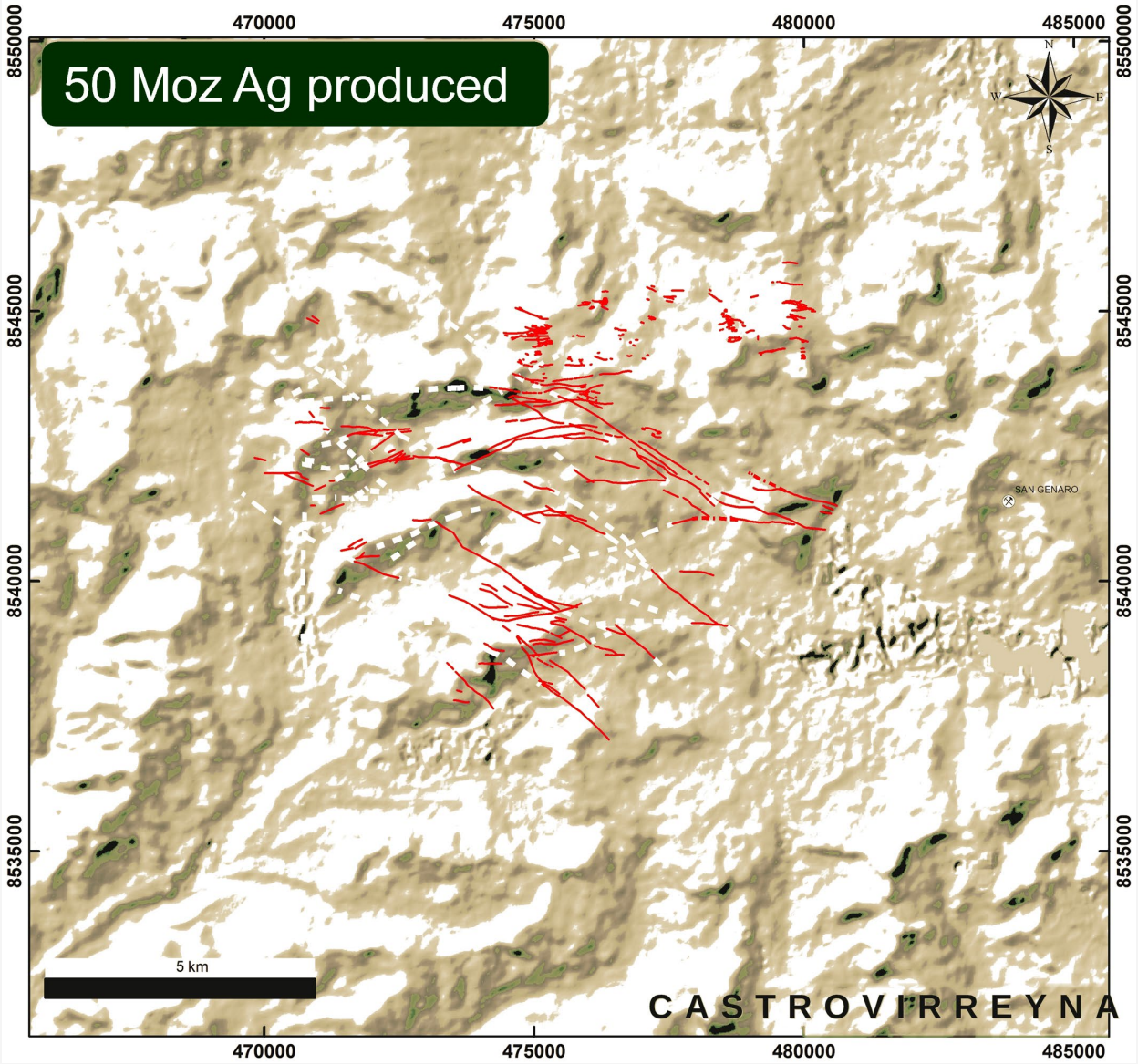

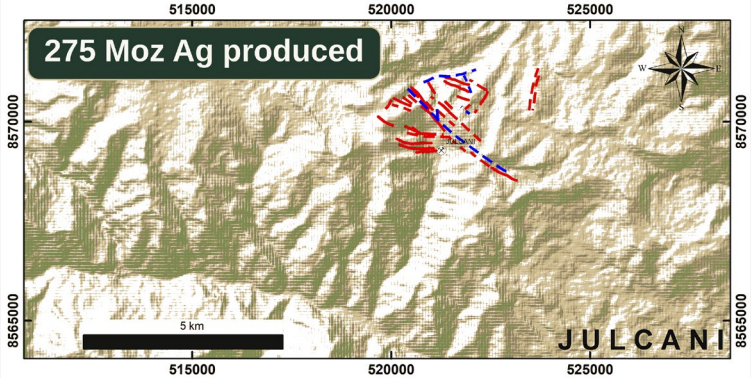

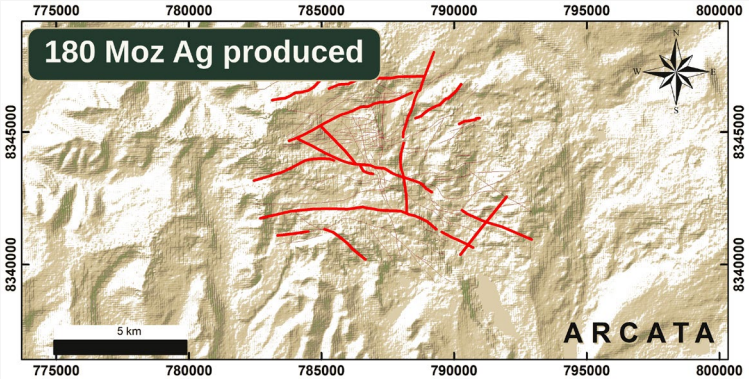

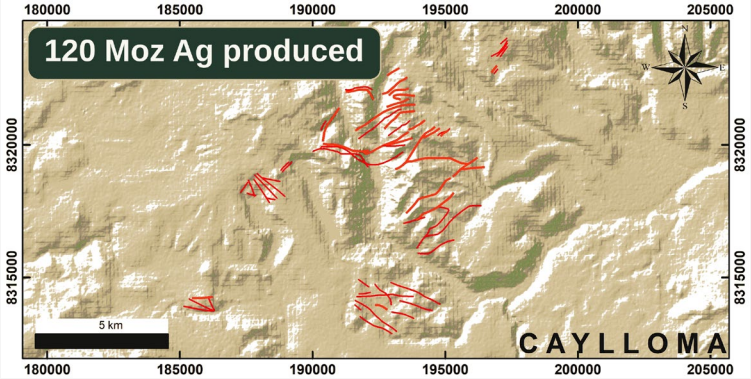

Reliquias & Caudalosa Exploration Program[1]

Reliquias DDH Project – Ayayay vein Nv 480

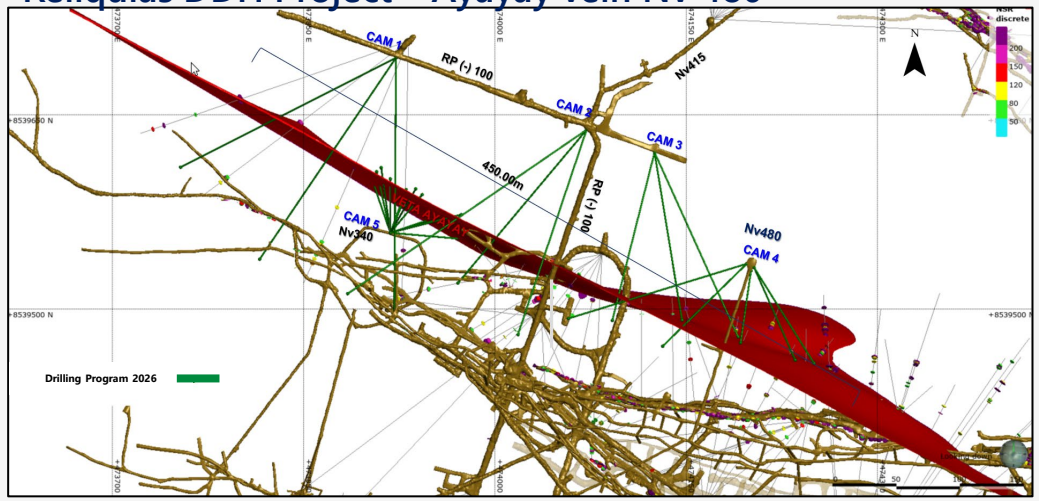

Caudalosa DDH Project: UG and O/P Potential

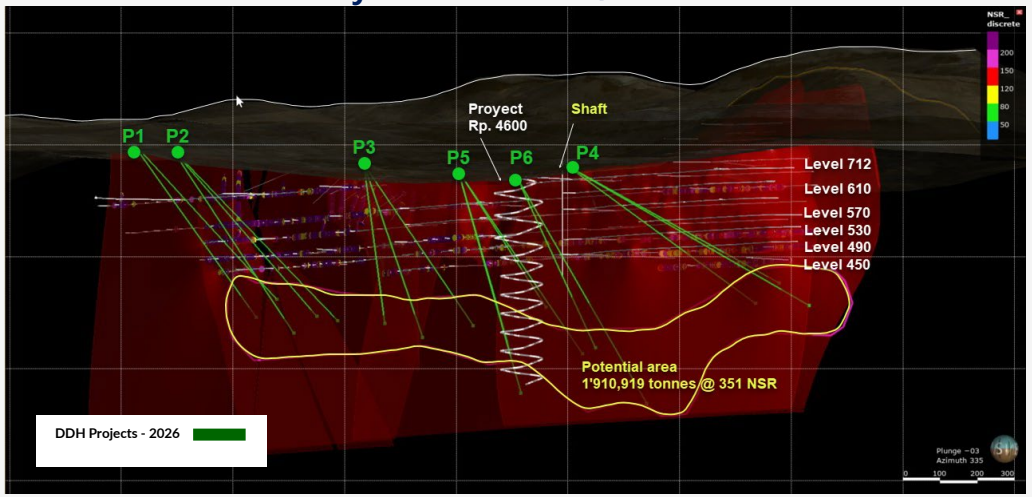

The 2026 drilling program focuses on mineral resource replacement, growth, and recategorization.

The program comprises 6,688[2] meters of drilling from Levels 340, 440, 480, and 520 and is currently complete.

An updated mineral resource estimate is expected in Q4 2026.

The 2026 drilling program focuses on exploring the Near-Surface target area to confirm mineralization continuity and evaluate Mineral Resource potential

The program comprises 17,240[2] meters of drilling in two phases from surface drill platforms and is currently 69% complete.

1. Refer to the full text of the Reliquias Technical Report for the assumptions, qualifications and limitations relating to the Reliquias Project. Refer to the full text of the Caudalosa Technical Report for the assumptions, qualifications and limitations relating to the Caudalosa Project. Historical resource estimates are historical in nature and do not reflect current mineral resources of mineral reserves (within the meaning of NI 43-101).
2. Refer to the Company's MD&A for the three and six months ended June 30, 2026 and 2025 for further details, the full text of which is available on SEDAR+ at www.sedarplus.ca

Colquicuntur

TARGET HIGHLIGHTS

Greenfields Opportunities Beyond The Reliquias Mine

Reliquias Block consists of over 20,000 hectares [1] of highly prospective mineral concessions surrounding the Reliquias and Caudalosa mines.

Large hydrothermal tourmaline breccia at **Colquicuntur** with significant gold and copper geochemical anomalies from channel sampling across the 100-meter diameter breccia body.

- *Potential for copper porphyry targets at depth.*
- *Several breccia events identified to date.*
- *Notable sulfide veins immediately to the south of the hydrothermal breccia.*
- *Colquicuntur is one of several epithermal high sulphidation targets identified to date within the Reliquias Block.*

1. Refer to the full text of the Caudalosa Technical Report for the assumptions, qualifications and limitations relating to the Caudalosa Project which is available under the Company's profile on SEDAR+ at www.sedarplus.ca and on the Company's website at www.agmr.ca .

Valuation Per Ounce Produced

Significant Re-Rate Potential at Production Start-up

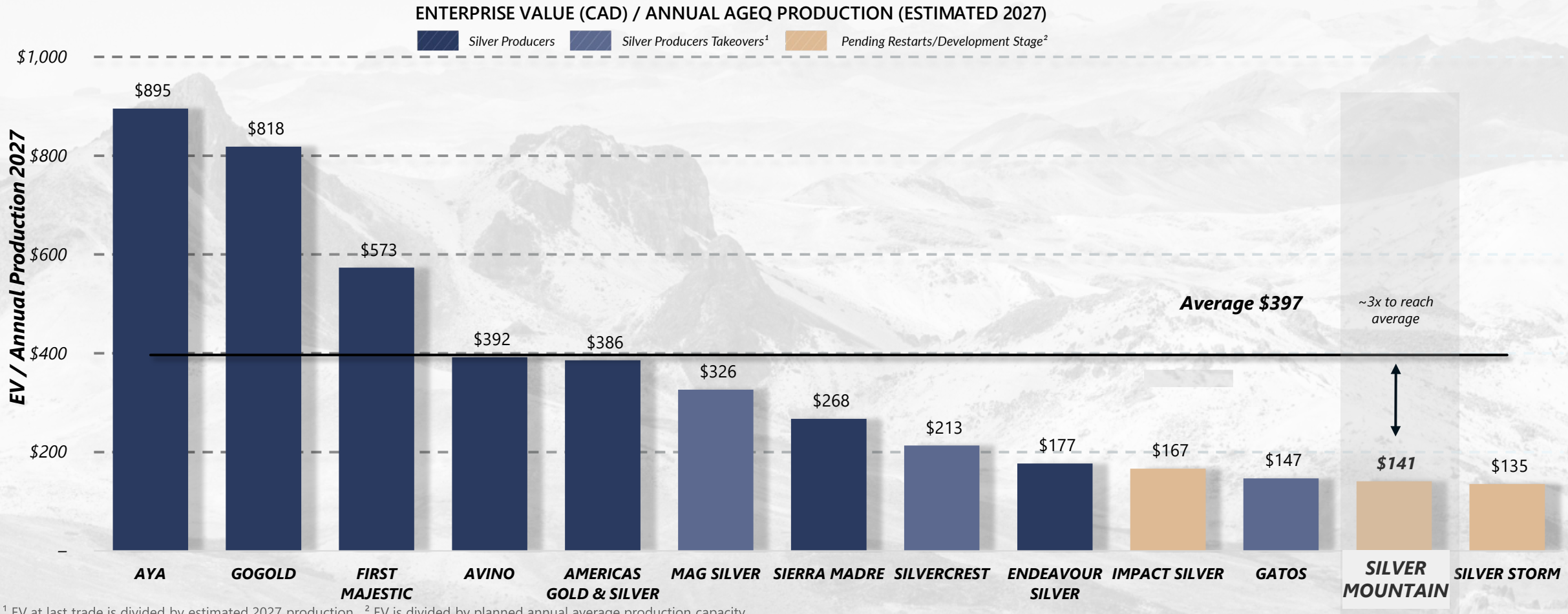

[1] EV at last trade is divided by estimated 2027 production . [2] EV is divided by planned annual average production capacity.
- Most of the <5M oz producers do not provide formal production guidance. Accordingly estimated production levels have been derived based on historical production at the relevant assets. Assumptions include an exchange rate of USD: CAD 1.4, Ag US$75/oz
Valuation data and estimates area based on publicly available information as of September 8 , 2026, unless otherwise noted.
Source: Velocity Capital Partners.

Valuation Per Ounce

Significant Re-Rate Potential at Production Start-up

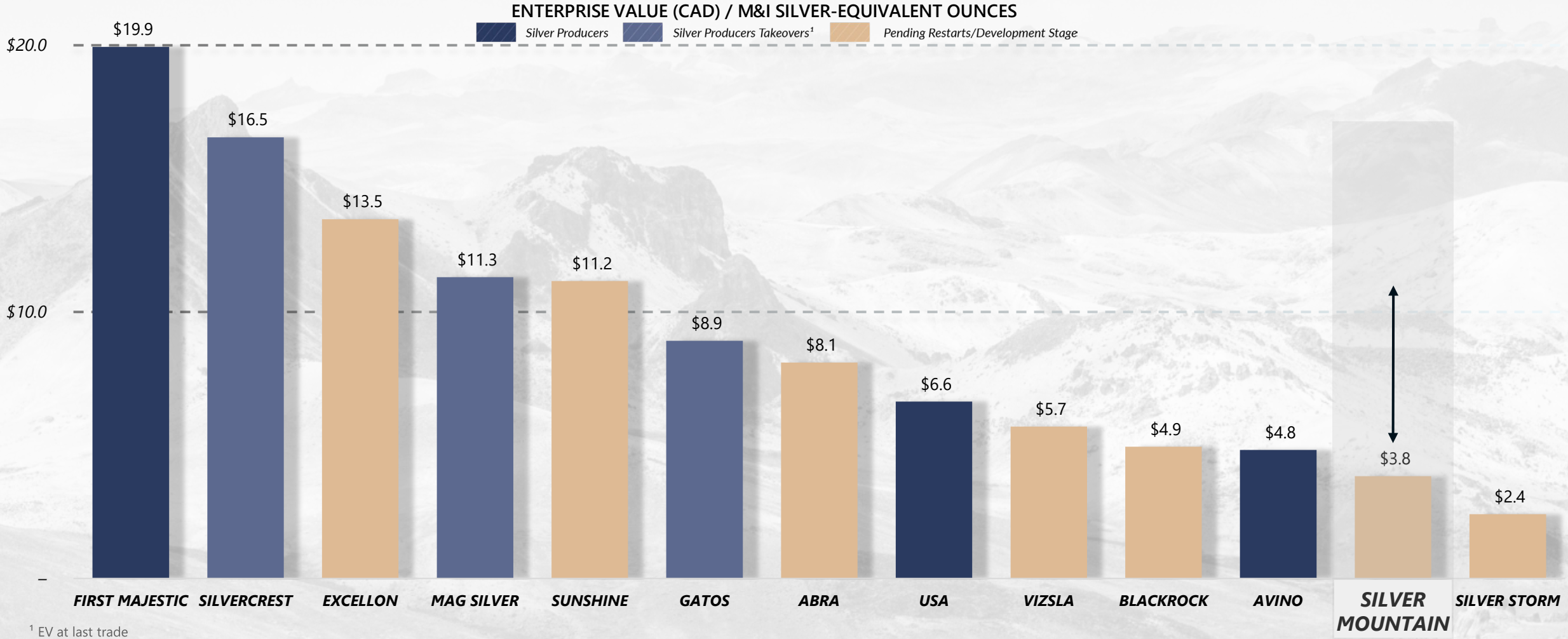

[1] EV at last trade
- Most of the <5M oz producers do not provide formal production guidance. Accordingly estimated production levels have been derived based on historical production at the relevant assets. Assumptions include an exchange rate of USD: CAD 1.4 Ag US$ 75/oz ; Valuation data and estimates area based on publicly available information as of September 8, 2026, unless otherwise noted.
Source: Velocity Capital Markets

Capital Structure and Shareholder Base[6]

As of *September* 30, 2026	
Shares Outstanding	*64.8M*
Stocks Options[1]	*0.9M*
Warrants[2]	*20.3M*
RSUs[3]	*0.4M*
Market Capitalization[4]	*C$ 226M*
Cash Position[5]	*C$ 25.5 M*

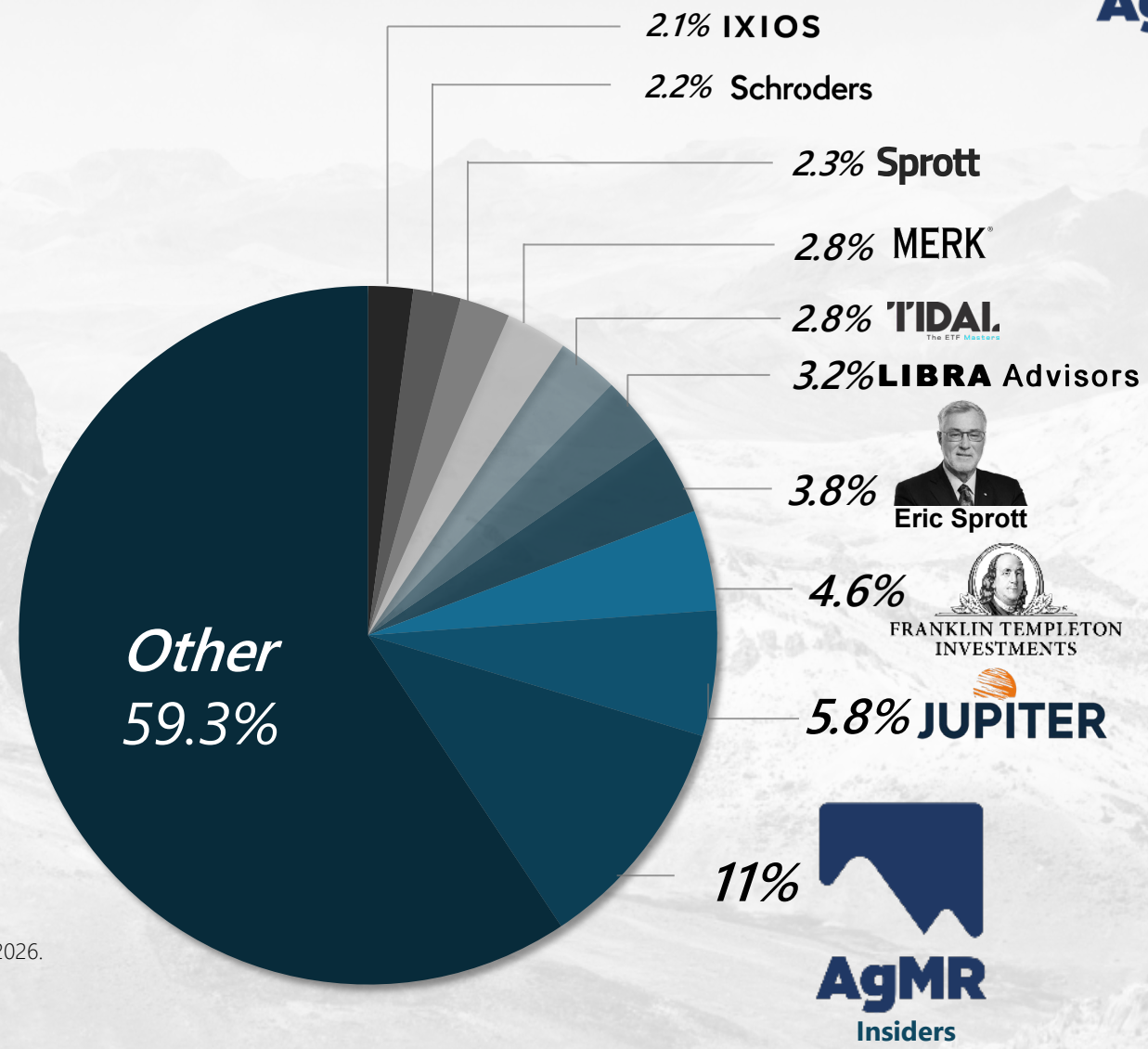

1. Stock Options: 0.2M at C$5.7, 0.4M at C$1.5 and 0.4M at C$0.9 as of September 30, 2026.
2. Warrants: 0.5M at US$ 1.4 , 5.4M at C$2.0, 8.6M at C$ 1.7 and 5.8M at C$3.9, as of September 30, 2026.
3. Restricted Shares Units (RSU) as of September 30, 2026.
4. The price used refers to the market close on September 30, 2026.
5. Cash position as of September 30, 2026.
6. Approximate ownership percentages based on Company´s share registry as of September 30, 2026.

Directors & Management

Directors

Jose Vizquerra, Chairman
Former President & CEO at O3 Mining. Former Exc. VP of Strategic Development for Osisko Mining Former Head of BD for Cia. de Minas Buenaventura. Former Production and exploration geologist at the Red Lake Gold Mine. Qualified Person pursuant to NI 43-101.

Tim Loftsgard, Independent Director
+20 years of experience in investment banking. He has advised on numerous transactions including equity and debt financing. Former Senior managing director at RBC Capital on the mining and metals team. Currently serves as a Partner at Fort Capital.

Juan Carlos Ortiz, Lead Independent Director
+ 25 years of professional experience as a mining engineer. Currently serves as VP of Operations at Compañía de Minas Buenaventura. He has been elected to serve as President of the Instituto de Ingenieros de Minas del Perú (IIMP) for the 2026-2028 term. His professional background includes multiple technical and leadership roles at well-established mining companies such as Volcan Compañía Minera and Nexa Resources. Holds a master's degree in Mineral Engineering Management from Penn State University.

Gerardo Fernandez, Independent Director
Broad experience in several leadership positions in operations, strategic planning and project development. Mr. Fernandez is currently the Chief Development Officer of Allied Gold Corporation and acts as a strategic advisor to Adventus Mining Corporation. Holds and MBA and degrees in Civil Mining Engineering and BSc. Engineering from the University of Chile.

Johnny Decooman, Independent Director
+30 years of executive leadership and director experience relating to corporate strategy, finance, metals concentrate sales, capital markets, M&A and divestitures in the minerals and mining sector. Leadership and start-up roles with public and private companies including SSR Mining, Echo Bay Mines and Sweetwater Royalties. Holds a master's degree in Science, Mineral Economics from the Colorado School of Mines.

Executive Management

Alvaro Espinoza, Chief Executive Officer
Senior executive with 24 years of corporate experience and +18 years of experience in senior management positions in the mining industry. Mr. Espinoza previously worked as CEO at Cautivo Mining Inc, CFO at Coripuno SAC, Executive Vice-president at Antioquia Gold Inc. And Executive Vice-president at Batero Gold Corp. Mr. Espinoza holds an MBA from PAD Escuela de Dirección - IESE Business School.

Richard Contreras, Chief Operating Officer
Mining engineer with more than 32 years of experience in the areas of underground operations, open pit, planning and projects. Mr. Contreras previously worked as a country manager (Peru) for a subsidiary of Pan American Silver Corp. Mr. Contreras holds a Bachelor of Science, Mining Engineer from the Universidad Nacional de Ingeniería (Peru).

Oliver Foeste, Chief Financial Officer
CPA, CA, founder and Managing Partner of Invictus Accounting Group LLP with significant executive, director, finance and public company compliance experience across a number of industry sectors including mining. Mr. Foeste currently holds strategic CFO roles for a select number of private and public companies and previously held leadership roles in multinational and small-cap companies listed on TSX, TSX Venture and NYSE.

Victor Arenas, VP of Technical Services
Senior mining executive with over 22 years of experience in Peru and Spain, specializing in underground and open-pit mining operations. Mr. Arenas has held executive and operational leadership roles at Volcan Compañía Minera and Compañía Minera San Ignacio de Morococha (SIMSA), serving as Operations Manager, Chief Executive Officer, and Chief Operating Officer. He holds a Mining Engineering degree, an MBA, and a Master's Degree in Financial Management. His expertise spans mine operations, strategic planning, safety and occupational health, environmental management, and community relations.

Angel Larrea, Director of Finance
Mr. Larrea is a mining finance executive with over 18 years of experience in corporate finance, project control, and financial management within the mining and natural resources sector. He previously served as Finance Manager for TSX-listed underground mining operations with activities in Peru and Mexico. Mr. Larrea holds an MBA from Pacífico Business School (Peru) and has completed executive financial studies at Columbia Business School (USA).

AgMR

SILVER MOUNTAIN RESOURCES

WWW.AGMR.CA