



SILVER
MOUNTAIN
RESOURCES

Corporate Presentation

JUNE 2024

www.agmr.ca

TSXV: AGMR | OTCQB: AGMRF | BVL: AGMR

Disclaimer

IMPORTANT – YOU MUST READ THE FOLLOWING BEFORE CONTINUING:

The information contained in this document has been prepared by Silver Mountain Resources Inc. (the “Company” or “AGMR”) and contains confidential information pertaining to the business, operations and assets of the Company. The information contained in this document (a) is provided as at the date hereof and is subject to change without notice, (b) does not purport to contain all the information that may be necessary or desirable to fully and accurately evaluate an investment in the Company, and (c) is not to be considered as a recommendation by the Company that any person make an investment in the Company. An investment in the securities described herein is speculative and involves a number of risks that should be considered by a prospective investor. This document is confidential and is being provided to you solely for your information and may not be reproduced, in whole or in part, in any form or forwarded or further distributed to any other person. Any forwarding, distribution or reproduction of this document in whole or in part is unauthorized. This presentation is not, and under no circumstances is to be construed as, a prospectus, or advertisement or a public offering of securities of the Company. Prospective investors should not assume that this document is complete and should conduct their own analysis and investigation of the Company and consult with their own financial, legal, tax and other business advisors, having regard to their own particular circumstances, before investing in the Company. By accepting and reviewing this document, you acknowledge and agree to not utilize any of the information contained herein except to assist with your evaluation of the Company. This document may have been sent to you in an electronic form. You are reminded that documents transmitted via this medium may be altered or changed during the process of electronic transmission. You are responsible for protecting against viruses and other destructive items. Your receipt of this electronic transmission is at your own risk and it is your responsibility to take precautions to ensure that it is free from viruses and other items of a destructive nature. As a consequence of the above, neither the Company nor any director, officer, employee or agent of any of them or any affiliate of any such person accepts any liability or responsibility whatsoever in respect of any difference between the document distributed to you in electronic format and the hard copy version that may be made available to you. The information presented herein was prepared or obtained by the Company. Nothing contained herein is, or should be relied on as, a promise or representation as to the future performance of the Company.

In making an investment decision, investors must rely on their own examination of the Company and the terms of any investment, including the merits and risks involved. The securities of the Company have not been approved or disapproved by any securities commission, exchange or similar regulatory authority in Canada or elsewhere, nor have any of the foregoing authorities reviewed or in any way passed upon the merits, accuracy or adequacy of this presentation. Any representation to the contrary is an offence.

In this presentation, all amounts are in Canadian dollars, unless otherwise indicated. Unless otherwise indicated or the context otherwise requires, all references in this presentation to “AGMR”, the “Company,” “we,” “our,” “ours,” “us” or similar terms refer to Silver Mountain Resources Inc., together with its subsidiaries.

TECHNICAL INFORMATION: This presentation has been prepared in accordance with the requirements of the securities laws in effect in Canada, which differ from the requirements of U.S. securities laws. Unless otherwise indicated, all exploration results and resource and reserve estimates included in this presentation have been prepared in accordance with National Instrument 43-101 Standards of Disclosure for Mineral Projects (“NI 43-101”). The definitions used in NI 43-101 are incorporated by reference from the Canadian Institute of Mining, Metallurgy, and Petroleum (“CIM”) – Definition Standards adopted by CIM Council on May 10, 2014 (the “CIM Definition Standards”).

This technical content of this presentation has been reviewed and approved by Antonio Cruz, a “Qualified Person” within the meaning of NI 43-101. All technical information related to the Reliquias Mine Project is based on the report entitled “NI 43-101 Technical Report: Mineral Resource Update, Reliquias Mine” effective March 8, 2024 (the “Reliquias Mine Updated Mineral Resource Technical Report”) and the Company’s press release dated May 15, 2024 announcing the results of a Preliminary Economic Assessment on the Reliquias Mine (the “Reliquias Mine PEA Release”), each of which is available under the Company’s profile on SEDAR+ at www.sedarplus.ca and on the Company’s website at www.agmr.ca.

CAUTIONARY NOTE REGARDING FORWARD-LOOKING INFORMATION AND FORWARD-LOOKING STATEMENTS: Certain statements in this presentation constitute forward-looking statements and forward looking information within the meaning of applicable Canadian and United States securities legislation (collectively herein referred to as “forward-looking statements”), which can often be identified by words such as “will”, “may”, “estimate”, “expect”, “plan”, “project”, “intend”, “anticipate” and other words indicating that the statements are forward-looking. Such forward-looking statements are expectations only and are subject to known and unknown risks, uncertainties and other important factors that could cause the actual results, performance or achievements of the Company or industry results to differ materially from any future results, performance or achievements implied by such forward-looking statements. Such risks and uncertainties include, among others, regulatory risks, risks in estimating mineral resources, changes in laws, resolutions and guidelines, market risks, concentration risks, operating history, competition, the risks associated with international and foreign operations (including civil unrest) and the other risks identified under the heading “Risk Factors” in the Company’s annual information form dated August 14, 2023 and additional public disclosure documents available on the Company’s profile on SEDAR+ at www.sedarplus.ca.

These factors should be considered carefully and readers are cautioned not to place undue reliance on such forward-looking statements. Forward-looking statements are necessarily based upon a number of estimates and assumptions that, while considered reasonable by management of the Company at this time, are inherently subject to significant business, economic and competitive risks, uncertainties and contingencies that could cause actual results to differ materially from those expressed or implied in such statements.

These risks, uncertainties and assumptions could adversely affect the outcome and financial effects of the plans and events described herein. In addition, even if the outcome and financial effects of the plans and events described herein are consistent with the forward-looking statements contained in this presentation, those results or developments may not be indicative of results or developments in subsequent periods. Although the Company has attempted to identify important risks and factors that could cause actual actions, events or results to differ materially from those described in forward-looking statements, there may be other factors and risks that cause actions, events or results not to be as anticipated, estimated or intended. Forward-looking information contained in this presentation is based on the Company’s current estimates, expectations and projections, which are based on the information available as of the date of this document. Prospective investors should not place undue reliance on any forward-looking statement contained in this presentation. Forward-looking statements contained in this document are made as of the date of this presentation and, except as required by applicable law, the Company assumes no obligation to update or revise them to reflect new events or circumstances. Historical statements contained in this document regarding past trends or activities should not be taken as a representation that such trends or activities will continue in the future. In this regard, certain financial information contained herein has been extracted from, or based upon, information available in the public domain and/or provided by the Company. No statement in this document is intended to be nor may be construed as a profit forecast.

An investment in the Company is speculative and involves substantial risk and is only suitable for investors that understand the potential consequences and are able to bear the risk of losing their entire investment. Investors should consider the above noted risks, in addition to many others, and consult with their own legal, tax and financial advisors with respect to all such risks before making an investment.

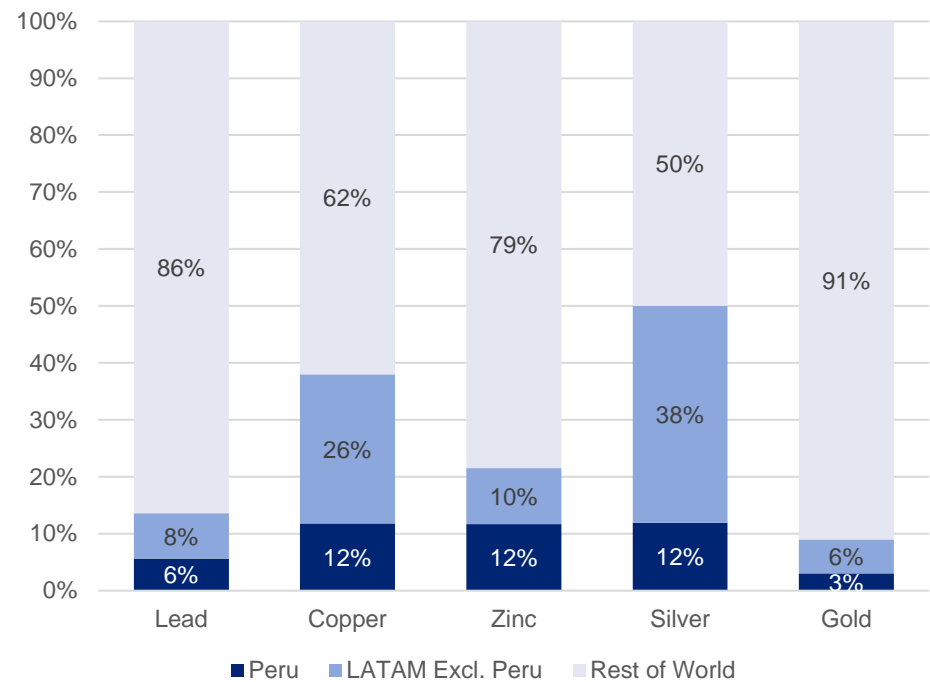
THIRD PARTY INFORMATION: This presentation includes market and industry data which was obtained from various publicly available sources and other sources believed by the Company to be true. Although the Company believes it to be reliable, the Company has not independently verified any of the data from third-party sources referred to in this presentation, or analyzed or verified the underlying reports relied upon or referred to by such sources, or ascertained the underlying assumptions relied upon by such sources. The Company does not make any representation as to the accuracy of such information.

TAXATION: Prospective investors should be aware that the purchase of securities of the Company or any entity related thereto may have tax consequences. The Company assumes no responsibility for the tax consequences of any investment. Each prospective investor is strongly encouraged to consult its own tax advisor concerning any purchase of securities of the Company or any entity related thereto.

CAUTIONARY NOTE TO UNITED STATES INVESTORS: This presentation does not constitute an offer to sell or the solicitation of an offer to buy, nor shall there be any sale of the securities of the Company in any jurisdiction in which such offer, solicitation or sale would be unlawful. The securities of the Company described herein have not been and will not be registered under the United States federal or state securities laws and may not be offered or sold in the United States, or to, or for the account or benefit of, “U.S. Persons” as such term is defined in Regulation S under the United States Securities Act of 1933, as amended (the “U.S. Securities Act”), unless an exemption from registration is available. Prospective investors will be required to represent, among other things, that they meet the definition of “accredited investor” (as defined in Rule 501(a) of Regulation D under the U.S. Securities Act) and are familiar with and understand the terms of the offering and have all requisite authority to make such investment. Any securities of the Company that are sold in the United States will be “restricted securities” within the meaning of Rule 144 under the U.S. Securities Act and may only be resold, pledged or otherwise transferred pursuant to an effective registration statement under the U.S. Securities Act or pursuant to an applicable exemption from the registration requirements of the U.S. Securities Act.

Peru: A Global Leader in the Mining Industry

World Mineral Production Participation in 2023



Peru's Rank	Lead	Copper	Zinc	Silver	Gold
LATAM	2	2	1	2	2
World	5	2	2	3	10

Leader in Zinc and Silver

#1 Zn Leading zinc producer in LATAM and #2 globally with 11.7% participation

#2 Ag Second largest silver producer in LATAM and #3 globally with 11.9% participation

Peru is one of the most stable economies in Latin America, reflected by its geography, abundant natural resources, and access to coastal waters.



Source: USGS 2023

Investment Highlights

Near term production expecting 2.5 million ounces of Silver Equivalent / year in 10 months

Low CAPEX benefitting from **existing infrastructure**:

Initial CAPEX of US\$25MM with over US\$50MM of infrastructure already in place (2,000 tpd plant and tailing dam)

Excellent Economics:

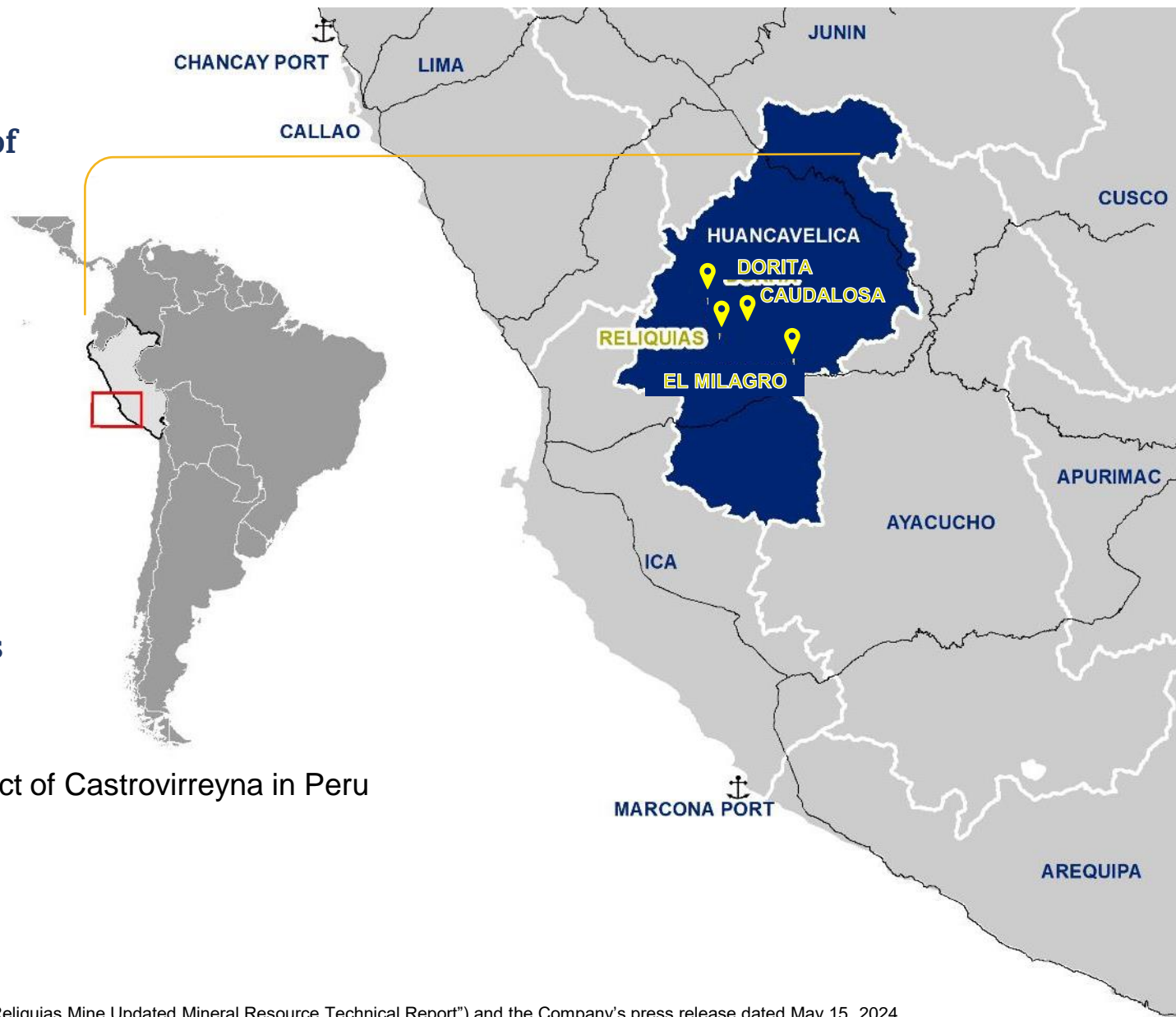
Pre-Tax NPV5%: C\$107MM and IRR of 57%

After-Tax NPV5%: C\$85MM and IRR of 51%¹

Scalable project to take advantage of one of world's premier silver belts

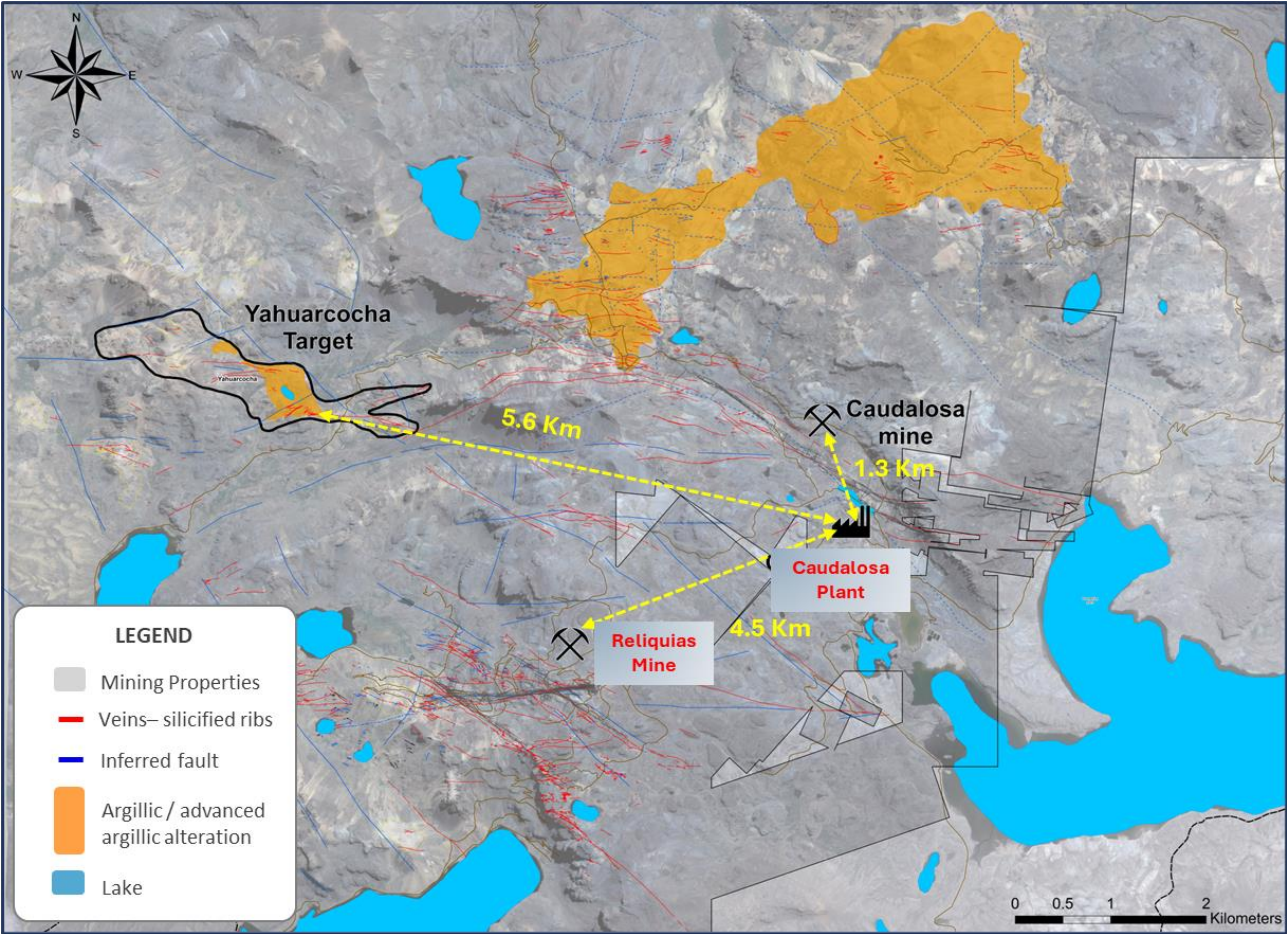
High exploration potential with three priority targets within 10 km of mine infrastructure

- ✓ 100% owned assets (+66k ha) in the historic mining district of Castrovirreyna in Peru
- ✓ US\$90 Million invested to date
- ✓ Well financed and debt-free silver developer
- ✓ Management and board with proven mining track record



¹ NI 43-101 Technical Report: Mineral Resource Update, Reliquias Mine" effective March 8, 2024 (the"Reliquias Mine Updated Mineral Resource Technical Report") and the Company's press release dated May 15, 2024 announcing the results of a Preliminary Economic Assessment on the Reliquias Mine (the"Reliquias Mine PEA Release")

Competitive Advantage



Resources increased by **+100%** compared to the 2023 Resource Estimate¹.

Categories	Mass (kt)	AgEq (oz/t)	AqEq (Moz)
Measured	221	10.6	2.40
Indicated	1,054	9.0	10.30
M+I	1,275	9.2	12.70
Inferred	1,706	8.7	15.90
Total	2,981	9.6	28.60

Paved road access from Lima, **Mining camp** with dormitories, major ports and commercial offices and ancillary facilities airport (AYP)

More than **30 km of known veins** and **15 km of fully rehabilitated** underground tunnels

Existing **2,600tpd concentrator plant capacity** (permits up to 2,000tpd)

Tailings dam capacity of approximately 750,000 m³ (+ 4 years)

Connected to the national power grid (\$0.057/KwH)

Surface use agreement with the Castrovirreyna community for **20 years**

Water use permits in place

¹ NI 43-101 Technical Report: Mineral Resource Update, Reliquias Mine” effective March 8, 2024 (the“Reliquias Mine Updated Mineral Resource Technical Report”) and the Company’s press release dated May 15, 2024 announcing the results of a Preliminary Economic Assessment on the Reliquias Mine (the“Reliquias Mine PEA Release”)

Reliquias Project Infrastructure | General Infrastructure

Underground Mine well-equipped and fully-permitted mining venture, strategically supported for success.

General Infrastructure



Camp



Waste Landfill



Offices



Warehouses

Comprehensive infrastructure includes:

- ✓ A reliable power supply line
- ✓ Efficient water supply system
- ✓ Fuel storage
- ✓ Essential support facilities such as camps, warehouses, and maintenance shops

This setup ensures seamless and continuous operations.

Reliquias Project Infrastructure | Mine Infrastructure

Underground Mine well-equipped and fully-permitted mining venture, strategically supported for success.

Mine Infrastructure



Mine Opening



Compressor



Electrical substation



Mechanical workshop

Reliquias Underground Mine features advanced systems including:

- ✓ Ventilation
- ✓ Water pumping
- ✓ Secure explosives storage
- ✓ Modern mining equipment

These components ensure safety, efficiency, and productivity.

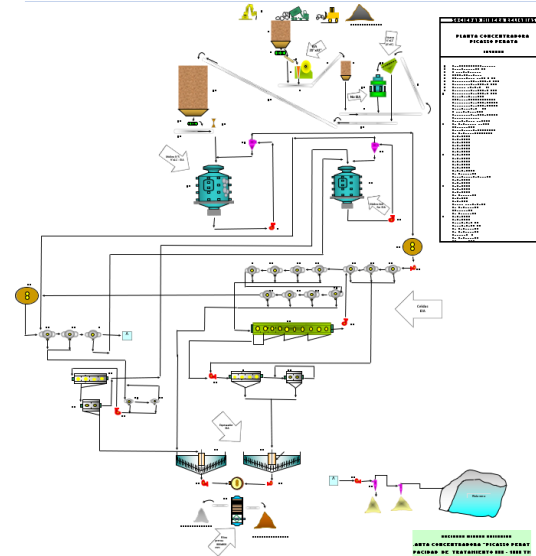
Reliquias Project Infrastructure | Concentrator & Tailings

Underground Mine well-equipped and fully-permitted mining venture, strategically supported for success.

Concentrator Plant Infrastructure



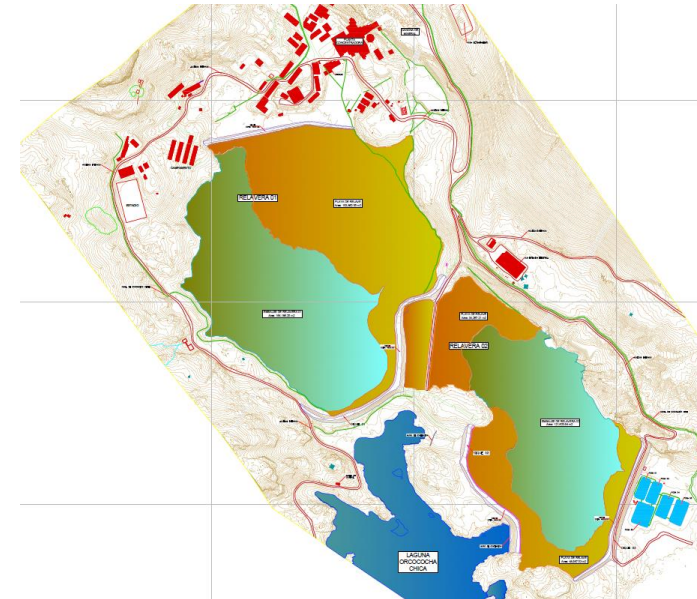
Concentrator Plant



Flowsheet

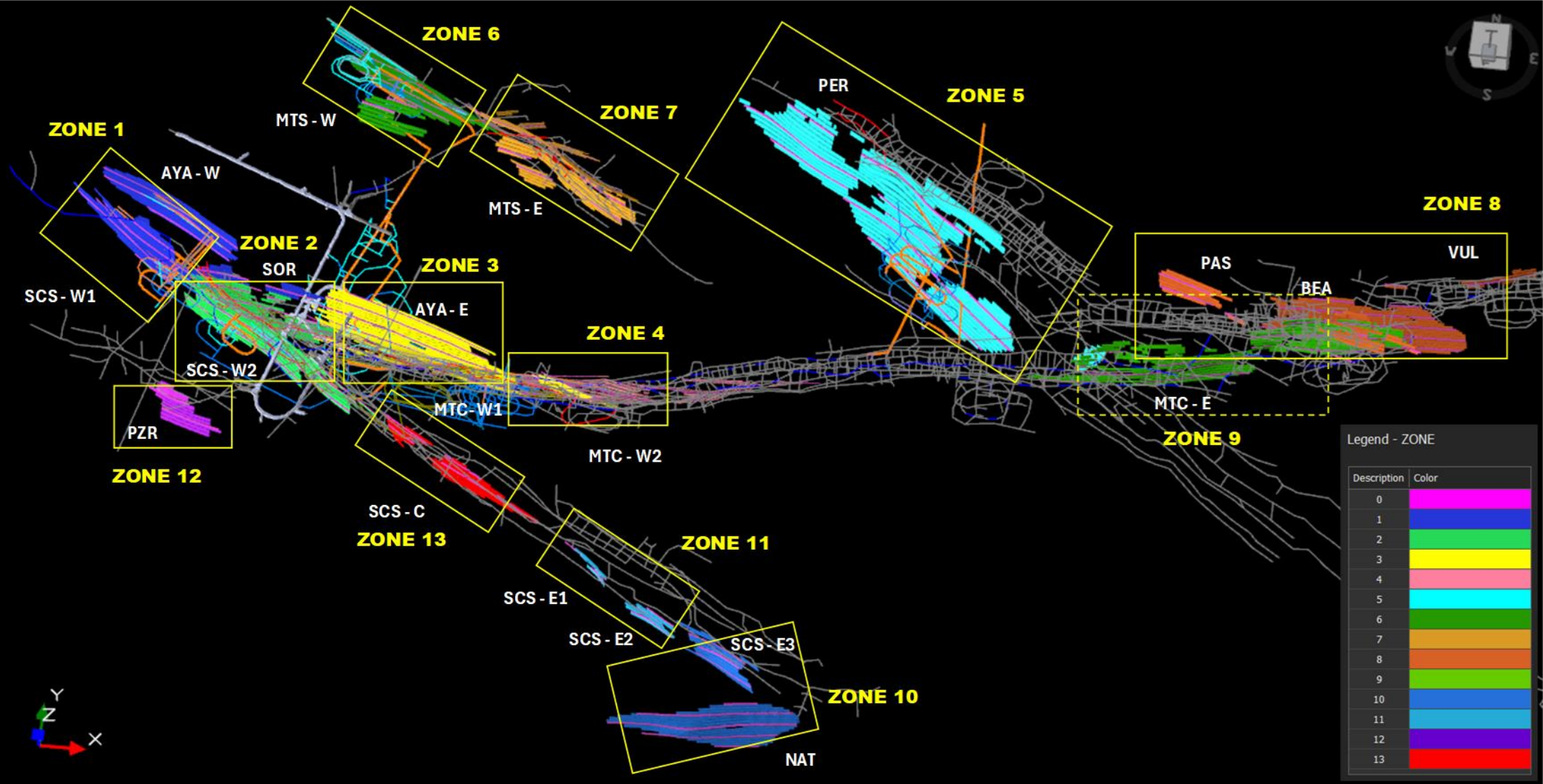
Production is set to begin after refurbishing and commissioning the existing flotation plant. The polymetallic ore will be processed using a conventional crushing and grinding circuit, followed by froth flotation, concentrate thickening, and filtration. This will yield two products: a bulk concentrate and a zinc concentrate.

Tailings Infrastructure



The existing tailings storage facility, with a permitted capacity of up to 770,000 m³, supports up to four years of production, providing long-term operational stability.

Mine plan and treatment: Plan view by zones



Value Proposition

Why invest in AgMR? – We seek to redefine the mining landscape in Peru, propelling towards **becoming the flagship** in the region's burgeoning mining industry

Development

Reliquias Mine

Stage 1

Reliquias is a polymetallic project with **high-grade silver**. Positioned strategically in a resource-rich area.

Aims for growth and profitability while emphasizing advanced exploration and sustainable mining practices.



Key Results

28 Moz

Silver AgEq

17

AISC US\$/oz AgEq

US\$ 25 MM

Initial Capex

US\$ 14 MM

Average annual Free Cash flow

88.5 US\$/t

LOM Operating Cash Cost

1.8 year

Payback period

US\$ 63 MM¹

Net Present Value

>2.5 x

NPV to Capex ratio

Exploration and potential

With strategic positioning and abundant silver deposits, our projects portfolio offer **unmatched potential** in the mining industry.

Caudalosa Mine

Stage 2

Estimated Historic 38 Moz AgEq

Yahuarcocha Project

Stage 3

Dorita & El Milagro Yahuarcocha high sulfuration Project

Stage 4

High Potential Region | M&A



1 NPV C\$ 85 MM. Exchange rate 1.3498 (USD to CAD) – Average 12 months
NI 43-101 Technical Report: Mineral Resource Update, Reliquias Mine” effective March 8, 2024 (the“Reliquias Mine Updated Mineral Resource Technical Report”) and the Company’s press release dated May 15, 2024 announcing the results of a Preliminary Economic Assessment on the Reliquias Mine (the“Reliquias Mine PEA Release”)

Corporate Presentation

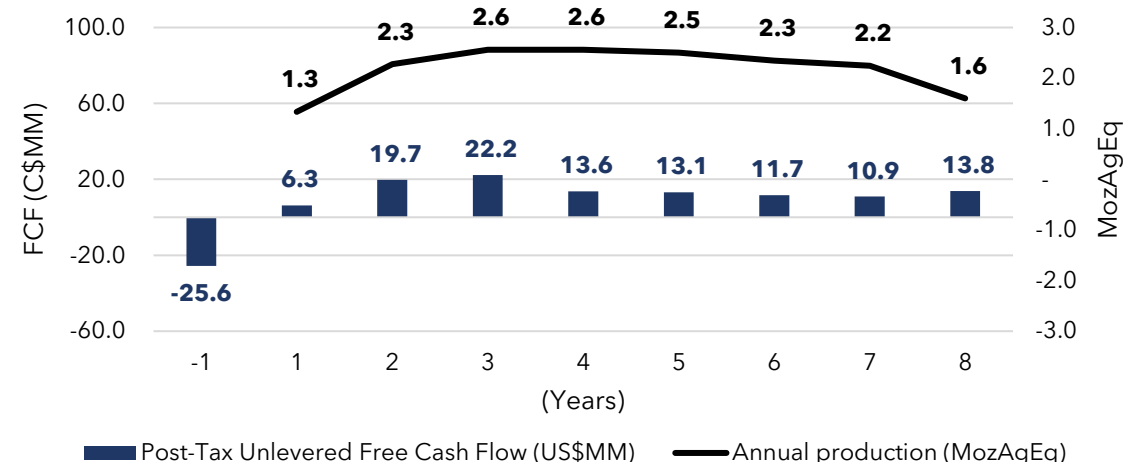
www.agmr.ca | TSXV.AGMR | OTCQB.AGMRF | BVL.AGMR

10

Preliminary Economic Assessment Highlights

	After-tax	Pre-tax
NPV@5% (C\$ million)	C\$85	C\$107
NPV@5% (US\$ million)	US\$63	US\$79
IRR (%)	51%	57%
Payback period (years)	1.5	1.8
Initial Capex	US\$24.8 million	
Sustaining capex	US\$32.3 million	
LOM tonnage processed	2,351 kt	
Avg. annual production	2.2 Moz AqEq*	
AISC	17 US\$/Oz AgEq	

After-tax Unlevered free cash flow vs Annual production



Sensitivity analysis

		Ag (\$/oz)								
		18			24			30		
		NPV US\$MM	IRR %	Payback yrs	NPV US\$MM	IRR %	Payback yrs	NPV US\$MM	IRR %	Payback yrs
Zn (\$/t)	2,959	45	37%	2.3	69	55%	1.7	91	71%	1.4
	2,690	40	33%	2.5	63	51%	1.8	86	68%	1.5
	2,421	34	29%	2.7	58	47%	2.0	80	64%	1.5
Au (\$/oz)	2,113	41	35%	2.4	65	52%	1.8	87	69%	1.5
	1,921	40	33%	2.5	63	51%	1.8	86	68%	1.5
	1,729	38	32%	2.5	62	50%	1.9	84	67%	1.5

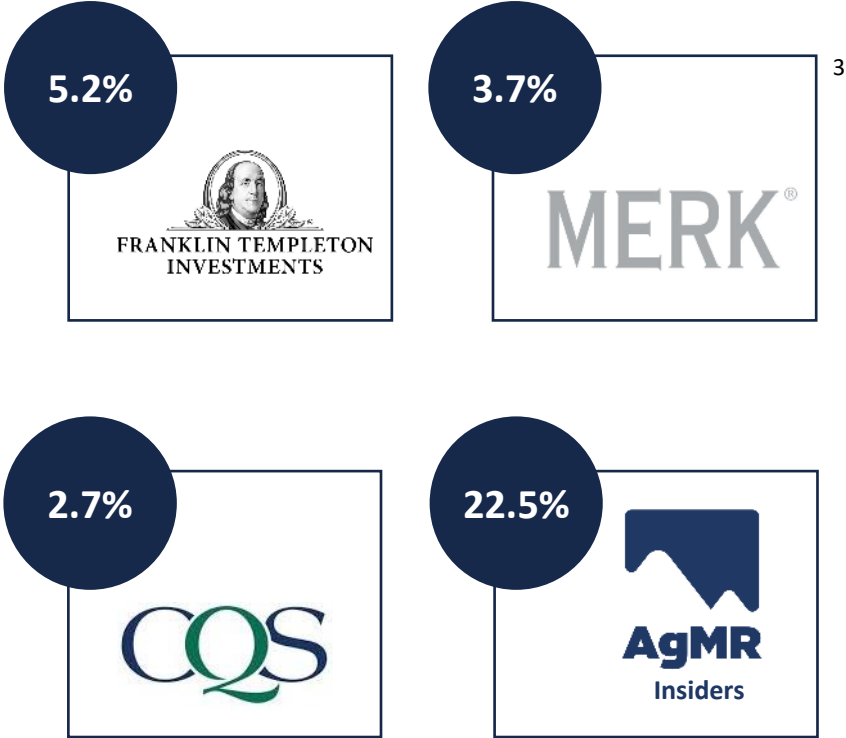
*Silver equivalent (AgEq) grades are calculated using metal prices of: silver US\$24/oz., gold US\$1921/oz, copper US\$8951/tm, lead US\$2072/tm and zinc US\$2690/tm. Silver equivalent grade is calculated as $Ag_Eq (oz/t) = (Ag (oz/t) + (Au (g/t) * 1.65) + (Cu (\%) * 1.80) + (Pb (\%) * 0.88) + (Zn (\%) * 0.81))$. Metal recoveries have not been applied in the silver equivalent value calculation

NI 43-101 Technical Report: Mineral Resource Update, Reliquias Mine" effective March 8, 2024 (the "Reliquias Mine Updated Mineral Resource Technical Report") and the Company's press release dated May 15, 2024 announcing the results of a Preliminary Economic Assessment on the Reliquias Mine (the "Reliquias Mine PEA Release")

Market Stats & Capital Structure

Shares Outstanding	367.3 M
Stocks Options	15.3 M ¹
Warrants	134.3 M ²
Fully Diluted shares	516.9 M
Market Capitalization	C\$31.2 M
Cash Position	C\$12.1 M

1. Stock Options: 2.64M at US\$0.30, 1.65M at C\$0.50, 3.64M at C\$0.38 and 7.4M at C\$0.10.
2. Warrants: 15.5M at C\$0.45, 31.1MM at US\$ 0.09 and 87.6MM at C\$0.135
3. Ownership percentages based on Company’s share registry as of April 30, 2024



Board of Directors and Management Team

DIRECTORS



Jose Vizquerra - Chairman

President & CEO at O3 Mining. Former Exc. VP of Strategic Development for Osisko Mining Former Head of BD for Cia. de Minas Buenaventura. Former Production and exploration geologist at the Red Lake Gold Mine. Qualified Person pursuant to NI 43-101.



Juan Carlos Ortiz - Lead Independent Director

+ 25 years of professional experience as a mining engineer. Currently serves as VP of Operations at Compañía de Minas Buenaventura. He has served in various technical roles to established mining companies such as Volcan Compañía Minera and Nexa Resources. Holds a master's degree in Mineral Engineering Management from Penn State University.



Johnny Decooman - Independent Director

+30 years of executive leadership and director experience relating to corporate strategy, finance, metals concentrate sales, capital markets, M&A and divestitures in the minerals and mining sector. Leadership and start-up roles with public and private companies including SSR Mining, Echo Bay Mines and Sweetwater Royalties. Holds a master's degree in Science, Mineral Economics from the Colorado School of Mines.



Tim Loftsgard - Independent Director

+20 years of experience in investment banking. He has advised on numerous transactions including equity and debt financing. Former Senior managing director at RBC Capital on the mining and metals team. Currently serves as a Partner at Fort Capital.



Alfredo Plenge - Independent Director

+25 years experience in the mining and finance industries. Private entrepreneur developing mineral prospects and mining opportunities in Peru. Former CEO of Castrovirreyna Mining Group, CFO at Sociedad Minera El Brocal, and VP at BCP Bank. M.Sc. in Mineral Economics from the Colorado School of Mines and MBA from McGill University.



Julio Arce – Independent Director

Broad experience in the global mining industry, having worked in 6 different countries for more than 20 years. Managed main offices and ran the non-ferrous and bulk commodities divisions for Trafigura. London Business School EMBA with a major in Finance and Strategy

EXECUTIVE MANAGEMENT



Alvaro Espinoza - Chief Executive Officer

Senior executive with 22 years of corporate experience and +16 years of experience in senior management positions in the mining industry. Mr. Espinoza previously worked as CEO at Cautivo Mining Inc, CFO at Coripuno SAC, Executive Vice-president at Antioquia Gold Inc. And Executive Vice-president at Batero Gold Corp. Mr. Espinoza holds an MBA from PAD Escuela de Dirección - IESE Business School.



Alejandra Soto - Chief Financial Officer

Strong corporate mining experience track record. +12 years of mining financial. Ms. Soto previously held the positions of Chief Financial Officer at Alpayana and Head of Finance of Nexa Resources. Ms. Soto holds a Masters degree in Finance from ESAN and is a Black Belt Lean Six Sigma (LSSI).



Richard Contreras - Chief Operating Officer

Mining engineer with more than 30 years of experience in the areas of underground operations, open pit, planning and projects. Mr. Contreras previously worked as a country manager (Peru) for a subsidiary of Pan American Silver Corp. Mr. Contreras holds a Bachelor of Science, Mining Engineer from the Universidad Nacional de Ingeniería (Peru).



Gustavo Anaya - Director of Exploration & Operation

+25 years of experience in the mining sector. Mr. Anaya held positions as Mine Operations Manager, Explorations Manager and other senior positions at several Peruvian mining companies, including Buenaventura, Marcobre and Condestable. Geological Engineer from Universidad Nacional Mayor de San Marcos.



TSXV: **AGMR** | OTCQB: **AGMRF** | BVL: **AGMR**

www.agmr.ca

THANK YOU

Contact:
info@agmr.ca
<https://www.agmr.ca>